

Discussion of “The Dynamics of Deposit Flightiness and its Impact on Financial Stability”

Vasso Ioannidou

Bayes Business School & CEPR

European Central Bank, November 7, 2024

Paper Overview

- ▶ **Main Focus:** Analysis of the variability in *aggregate* depositor flightiness over time and its effects on financial stability.
- ▶ **Key Point:**
 - ▶ Elevated deposit flightiness after the Covid 19-crisis.
 - ▶ **Why?** Aggregate depositor base become “flightier”.
 - ▶ Investors who switched into deposits from outside during this period value deposit convenience (over returns) less.
 - ▶ Low-interest rate environment & QE (see e.g., Acharya and Rajan, 2022; Acharya et al., 2023) likely factors.

Key Contributions

Novel Insights

- ▶ Empirical documentation of time-varying deposit flightiness.
- ▶ Dynamic-model explaining changes in depositor composition.

Implications

- ▶ Links between QE and heightened bank run risks:
 - ▶ Risk of runs, triggered by a given $r \uparrow$, amplified when CB balance sheet is larger (i.e, preceded by QE).
- ▶ Importance of rate hike pacing for stability.

Strengths of the Paper

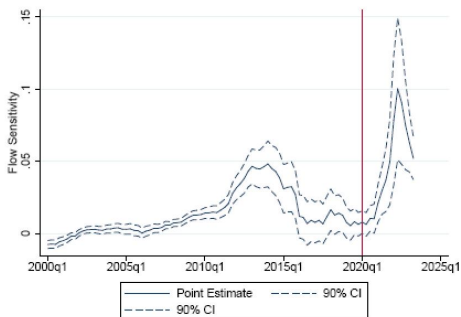
- ▶ **Reasonable and intuitive central thesis.**
- ▶ **Transaction-level data:** For each user, track movements of funds: 1) btwn banks, 2) btwn banks & investment accounts.
- ▶ **Innovative modeling:** Captures depositor heterogeneity and path-dependence in behavior.
- ▶ **Policy relevance:** Explores unconventional & conventional monetary policy interactions.

Road-map

- ▶ Highlight some novel & interesting results.
- ▶ Areas for further consideration: comments/suggestions.
- ▶ Also beyond this paper.

Highlights - 1

- ▶ Deposit flow sensitivity varies a lot over time.



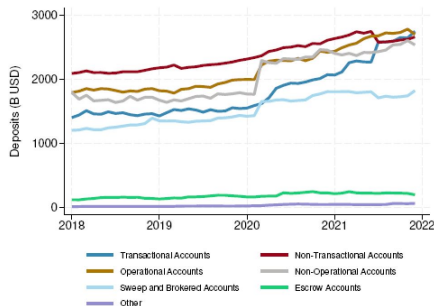
- ▶ Higher sensitivity **coincides** with $r \downarrow$, low-interest rate environment, QE, and increase in corporate deposits.

Highlights - 2

- ▶ **Not due** to switch away from **time deposits** to **savings accounts** (Supera, 2020): pattern holds within savings.
- ▶ **Not due** to variations the fraction of **uninsured deposits** in the banking system: time-series patterns do not fit.

Highlights - 3

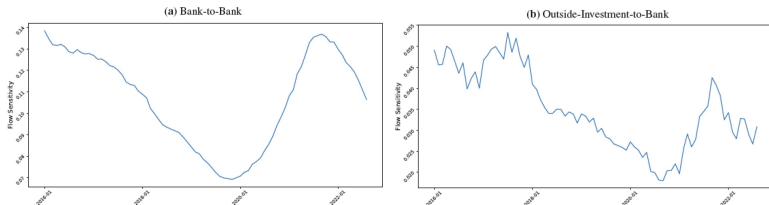
- ▶ Higher sensitivity does coincide with influx of “flightier” deposits into the banking sector.



- ▶ **Non-operational** accounts of NFCs are more volatile & the same holds for **transactional** accounts of retail depositors → purpose of account (not depositor) emerges as important here. (More)

Highlights - 4

- ▶ **Within depositor** analysis, shows deposits' sensitivity to FFR increases right after 2020 (i.e., influx of new deposits).



- ▶ Bank-to-bank & bank-to-investments flows co-move → same depositor who becomes flightier in moving between banks also flightier in moving in and out of the banking system. **(Novel)**
- ▶ Add: by type of depositor and by type of account.

Areas for further consideration - 1

- ▶ How much of this is specific to this unique period?
- ▶ Even if unique to this period, still important.
- ▶ Would be useful to extend Call Report data analysis to earlier periods with large variations in aggregate volume of deposits.
- ▶ Exogenous deposit shocks used in the literature (e.g., Gilje, Loutskina, Strahan (2016, JF) unlikely to be helpful here.

Areas for further consideration - 2

MP Implications:

- ▶ Reducing the size of the CB balance sheet before embarking on rate hikes may alleviate stability risks.
- ▶ Smaller steps of rate hikes also mitigates run risk.

But...

- ▶ These may not always be feasible or desirable.
- ▶ Timing of inflationary shock may not allow.
- ▶ CB mandate(s).

Risk Management Perspective: Useful to use your model/data to evaluate what banks can do to mitigate higher flight risk?

Areas for further consideration - 3

Model:

▶ Investors:

- ▶ Heterogeneous in the value they place in the convenience of deposits relative to the interest rate.
 - ▶ Convenience value $\downarrow \rightarrow$ interest rate sensitivity \uparrow
- ▶ Face exogenous & homogeneous switching costs.

▶ Banks:

- ▶ Choose the **deposit rate** to maximize the value of equity, taking into account the likelihood of outflows.
- ▶ Set the interest rate higher to moderate (manage) outflows & avoid costly liquidation.
- ▶ Constrained by the fundamental value of the bank's assets.
- ▶ Costly liquidation region gives rise to strategic complementarity among investors and leads to the potential of runs.

Areas for further consideration - 4

Real-world factors not captured by the model:

Deposit Insurance

- ▶ Deposit insurance is notably missing from the model.
- ▶ I agree variation in fraction of insured deposits is unlikely to be driving the time-series increase in rate sensitivity shown in the paper.
- ▶ But likely to affect the estimates of the counterfactual exercises.

Other levers?

- ▶ Increase switching costs (e.g., time restrictions, redemption fees, bundling). Reduce inflows, not only outflows.
- ▶ Banks' endogenously increase their liquid assets as depositor base becomes flightier (see, e.g., Carletti et al. (2024). Fig.)

Areas for further consideration - 5

Deposit Runs Literature:

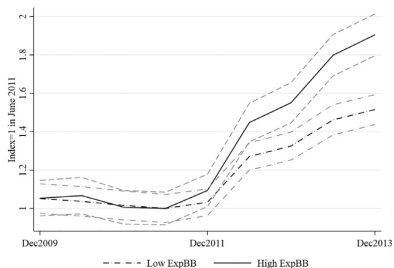
- ▶ Stopping runs with higher deposit rates is very costly (e.g., Artavanis, Paravisini, Robles-Garcia, Seru, Tsoustoura, 2022).
- ▶ Loan linkages mitigate runs due to panics, not fundamentals (e.g., Iyer and Puri, 2012; Iyer, Puri, and Ryan, 2016).
- ▶ These draw on episodes where deposit safety is in question.
- ▶ Would be helpful to know if these insights extend here.

Overall

- ▶ This is an interesting paper.
- ▶ Provides several novel results that very clearly policy relevant.
- ▶ Fun read (to me)!
- ▶ Thank you for your attention.

Carletti, De Marco, Ioannidou, and Sette (2021, JFE)

- ▶ Banks' endogenously increase their liquidity ratios as share of their deposit funding increases.



- ▶ See also Kashyap, Rajan, and Stein (2002, JF). [Back](#)