



EUROPEAN CENTRAL BANK

EUROSYSTEM

## Working Paper Series

Agnese Leonello, Caterina Mendicino,  
Ettore Panetti, Davide Porcellacchia

# Savings, efficiency and bank runs

Revised December 2022

No 2636 / January 2022

## **Abstract**

Does the level of deposits matter for bank fragility and efficiency? By augmenting a standard model of endogenous bank runs with a consumption-saving decision, we obtain two novel results. First, depositors' incentives to run are a function of the level of savings held as bank deposits. Second, a saving externality emerges in that individual depositors do not internalize the effect of their saving decisions on the bank-run probability. As a result, the economy features an inefficient level of savings and bank liquidity provision as well as excessive bank fragility. These results are robust to different sources of bank fragility, as they emerge both when runs are panic- and fundamental-driven.

JEL codes: G01, G21, G28.

Keywords: endogenous bank runs, liquidity provision, financial crises, saving externality.

## Non-technical summary

Is financial intermediation excessive? Does the level of deposits matter for stability and efficiency? If so, do depositors correctly internalize these effects when deciding how much to save? In light of the dramatic increase in bank deposits in both USA and euro area during the COVID-19 crisis, answering these questions is of primary importance.

This paper studies the level of deposits as a source of bank fragility through the lenses of a standard bank-run model augmented with a consumption-saving decision. In particular, the paper focuses on the implications for economic efficiency. We show that the level of deposits matters for bank fragility and highlight the existence of a saving externality leading to excessively high bank fragility and inefficiently low liquidity provision.

In our framework, depositors choose how much to deposit in a bank in exchange for a demandable deposit contract. This contract allows them to access risky but profitable long-term investment opportunities, while still being able to obtain liquidity when needed. The resulting maturity mismatch exposes banks to run risk. Early liquidation of the long-term investment is costly. Hence, too many early withdrawals lead the bank to default. The probability of bank runs is endogenous and depends on the terms of the deposit contract as well as on the level of deposits.

Individual run behavior is not only a function of the individual's level of deposits. It also depends on other depositors' run behavior, which is in turn linked to their level of deposits. This means that, even if an individual chooses a level of deposits that implies a low probability of runs, destabilizing bank runs take place frequently in equilibrium as long as others do not behave in an equally prudent manner. This is a classic externality: depositors have no incentive to internalize the effect of their saving decision on financial fragility.

A social planner internalizes the effect of deposits on financial fragility. Using the social planner as a benchmark, we find that the decentralized economy features excessively high bank fragility and inefficiently low liquidity provision. Thus, the saving externality represents a novel motive for public intervention. In the model, the first best allocation can be achieved by imposing an appropriate tax on bank deposits. This could capture the implementation of macro-prudential policies that limit the size of financial intermediaries.

# 1 Introduction

Banks and their health are important for economic outcomes and have attracted a great deal of attention in policy and academic debates over the years. Banks' reliance on short-term debt as a source of funding has been considered a key source of fragility (e.g., [Diamond and Dybvig, 1983](#); [Allen and Gale, 2004](#); [Krishnamurthy, 2010](#); [Brunnermeier and Oehmke, 2013](#)). Noteworthy is the unprecedented increase in total deposits that banks experienced at the start of the COVID-19 crisis (see [Li et al., 2020](#); [Levine et al., 2021](#)). Figure 1 illustrates the evolution of total bank deposits in the last years for the U.S. and the Euro Area. They experienced a remarkable jump in the first months of 2020. From January to May 2020, bank deposits increased by around \$2 trillion in the U.S. and €1.5 trillion in the Euro Area.<sup>1</sup> In light of this evidence, two questions naturally arise. Does the size of a bank's deposit base matter for its fragility? If so, do agents correctly internalize this effect when deciding how much to save?

In this paper, we address these two questions through the lens of a bank-run model augmented with a consumption-saving decision. First, we show that the level of deposits has an effect on the probability of a bank run. Second, we characterize the existence of a *saving externality*: Individual investors fail to fully internalize the impact of their decision to save in bank deposits on the probability of a bank run. As a result, the allocation is inefficient. The economy features excessive financial fragility, and inefficient liquidity provision and bank size.

To carry out this analysis, we build a model in which the bank-run probability is endogenous and, as in [Goldstein and Pauzner \(2005\)](#), it is uniquely determined using the global-game methodology. We extend this framework by adding an initial consumption-saving decision. This allows us to endogenize the level of deposits and study its implications for banks' fragility and the welfare properties of the decentralized equilibrium.

To the best of our knowledge, this is the first attempt to study the interaction between consumption-saving decisions and endogenous bank runs. In the bank-run literature it is standard to take as given the amount of deposits and therefore the funds intermediated by banks (e.g. [Diamond and Dybvig, 1983](#); [Goldstein and Pauzner, 2005](#)). We show that this apparently innocuous assumption has important implications for the efficiency of the equilibrium. While in standard bank-run frameworks banks issuing demandable deposit contracts can achieve the constrained efficient allocation despite a positive probability of runs, this is not true in our framework. The allocation is inefficient because financial fragility is endogenous to the level of savings and consumers do not fully internalize the effect of their individual saving decisions. This provides a novel rationale for policy intervention.

---

<sup>1</sup>It is worth noting that to date uninsured deposits still represent about half of total deposits in the largest commercial banks both in the U.S. ([Egan et al., 2017](#)) and in the Euro Area (source: ECB Bank Balance Sheet Items and European Banking Authority data).

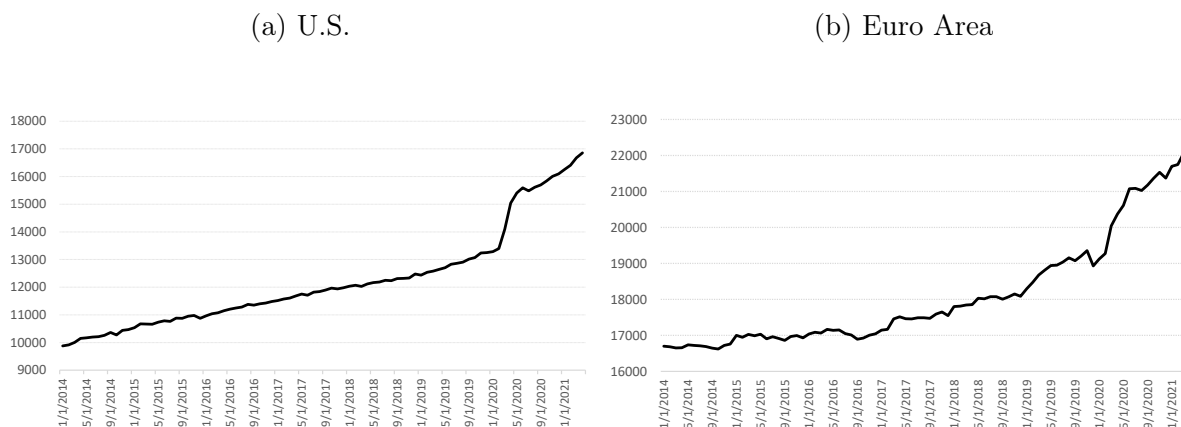


Figure 1: Total deposits in commercial banks, in billions of U.S. dollars in Panel (a) and billions of euros in Panel (b).

The model features three dates. At the initial date, ex-ante identical risk-averse agents decide how much to consume and how much to deposit in the banking sector. Aggregate deposits fully determine bank size. Competitive banks issue demand deposits and invest them in a profitable risky project whose returns at the final date depend on the fundamental of the economy. In exchange for the funds provided to banks, depositors are promised a positive deposit rate if they withdraw at an interim date (run) and a higher one if they withdraw at the final date and the bank's investment project is successful. Banks meet early withdrawals by liquidating a share of their long-term investment and, in case banks fail to repay the promised deposit rate, depositors receive a pro-rata share of the available resources. Depositors take their individual withdrawal decisions at the interim date on the basis of an imperfect signal on the realization of the economy's fundamental. The signal provides information about both the fundamental and the proportion of depositors running. Depositors run if the fundamental of the economy falls below a unique threshold, which is a function of the terms of the deposit contract. Runs are the result of a coordination failure: Depositors run out of fear that others will do the same and there will not be enough resources left in the bank to repay those who wait. We refer to these events as panic-driven runs.

Our analysis provides novel insights about the sources of financial fragility and the efficiency of the decentralized allocation. First, depositors' incentives to run are a function of the level of deposits. When deciding whether to run, depositors compare the expected utility from running with that from waiting. Since depositors are risk averse and consumption differs in the two dates, a marginal increase in the level of deposits is valued differently at date 1 and 2. Hence, the level of deposits affects their incentives to run.

Second, the economy exhibits a saving externality. While a constrained social planner subject to panic-driven runs internalizes the effect of the level of deposits on the incentives to withdraw, individual depositors do not. In the decentralized economy, each depositor

finds it optimal to follow the run behavior of all others, and therefore takes as given the level of fundamental below which a bank run occurs. Due to the saving externality, in the decentralized economy individual saving decisions are socially costly. They lead to excessive financial fragility, as well as inefficient liquidity provision and bank size.

In the economy with panic-driven runs, the inability of individual depositors to fully internalize the costs associated with their saving decisions is rooted in the strategic complementarity characterizing their run behavior. Hence, we find it interesting to investigate whether eliminating panic-driven runs removes the saving externality and restores efficiency. To do so, we consider a lender of last resort (LOLR) which aims to support illiquid but solvent banks, in line with [Bagehot \(1873\)](#). As in [Diamond and Dybvig \(1983\)](#), this policy removes the strategic complementarity in depositors' run decisions, and so panic-driven runs. Yet, the economy still features fundamental-driven runs when the fundamental is so low that banks are insolvent and the LOLR does not intervene. Our third result shows that the saving externality emerges even in this context. In the absence of strategic complementarity, an individual depositor no longer takes as given the run threshold. In particular, depending on her own level of savings she may find it optimal to run even when other depositors do not. As before, an individual depositor's run decision is taken comparing the expected utility from running with that from waiting. This has two implications. First, individual depositors' run strategies now depend on their own levels of savings. Second, at the level of fundamental below which a depositor finds it optimal to run, she is exactly indifferent between running and waiting, and so the cost associated with a run is zero. This, together with the fact that individual depositors do not internalize that all depositors follow the same run strategy in equilibrium, gives rise again to a saving externality that leads to excessive financial fragility even in the presence of a LOLR.

Overall, our results bring about a novel motive for public intervention. Since the inefficiency of the decentralized economy is rooted in the depositors' consumption-saving decisions, fiscal policy (i.e. a deposit tax) could represent an effective tool to control the inefficient levels of savings in the economy, thereby contributing to the reduction of financial fragility. This represents a new rationale for coordination between prudential and fiscal policy.

**Literature Review.** Our paper contributes to three strands of the literature. Our analysis takes a step forward in understanding the trade-offs associated with the role of banks as liquidity providers (e.g. [Diamond and Dybvig, 1983](#); [Goldstein and Pauzner, 2005](#); [Ennis and Keister, 2009](#)). The novelty of our paper is to endogenize consumers' saving decision and study its implication for fragility and efficiency. While in previous contributions financial intermediation is constrained efficient, the saving externality that arises from the depositors' saving decisions leads to an inefficiency which justifies government

intervention. Hence, our paper also connects to the literature that studies the efficiency of decentralized banking economies (e.g. [Allen and Gale, 2004](#); [Kashyap and Stein, 2012](#); [Allen et al., 2014](#)).

More closely related to our paper is [Peck and Setayesh \(2022\)](#). In a Diamond-Dybvig framework, they find that a reduction in the share of savings intermediated by banks leads to more financial instability, although the equilibrium allocation remains constrained efficient. Their result differs from ours because they assume a fixed quantity of aggregate savings. Furthermore, an important difference is that our analysis relies on a model of endogenous runs, which allows us to capture both panic- and fundamental-driven runs and their implications for financial fragility and bank size.

The ability to endogenize the probability of a run relies on the use of global games techniques (e.g., [Carlsson and van Damme, 1993](#); [Morris and Shin, 2011](#)). We share with a growing number of papers (e.g. [Choi, 2014](#); [Vives, 2014](#); [Eisenbach, 2017](#); [Allen et al., 2018](#); [Ahnert et al., 2019](#)) the use of global games to highlight the inefficiencies associated with the role of banks as financial intermediaries and the desirability of policy intervention.

Our analysis is also closely related to the literature that studies the constrained efficiency of decentralized economies in the presence of externalities. Several papers build on financial frictions as the source of externalities ([Hart, 1975](#); [Stiglitz, 1982](#)). The resulting constrained inefficient allocations can be improved upon by policy interventions in financial markets ([Geanakoplos and Polemarchakis, 1985](#)). Recent papers have studied the role of pecuniary externalities ([Caballero and Krishnamurthy, 2001](#); [Lorenzoni, 2008](#); [Davila and Korinek, 2018](#)), aggregate-demand externalities ([Farhi and Werning, 2016](#); [Caballero and Simsek, 2019](#)) and run externalities ([Gertler et al., 2020](#)). Still missing from the current debate is an exploration of the role of savers' decisions for fragility and the efficiency of market outcomes. Our work complements existing papers by filling this gap.<sup>2</sup>

We share the focus on the role of consumption-saving decisions for the efficiency of decentralized equilibria with [Davila et al. \(2012\)](#). They show that in an economy with idiosyncratic risk and incomplete markets the competitive equilibrium is inefficient because the agents do not internalize the effect of their saving choices on the return from capital. We, instead, analyze an economy in which a mechanism to insure against idiosyncratic shocks (i.e. banks) is readily available, but does not ensure the efficiency of the competitive equilibrium. In fact, idiosyncratic-risk pooling brings about the saving externality.

Finally, our paper also connects to the literature on the saving glut and financial fragility. Excessive savings around the world arguably bring about excessive leverage, bubbles in asset markets, and other imbalances ([Kindleberger and Aliber, 1978](#); [Bernanke, 2005](#); [Caballero and Krishnamurthy, 2009](#)). A handful of papers link over-saving to fi-

---

<sup>2</sup>Savers' decisions are a key determinant of the size of financial intermediation. In fact, in the period 1896-2012, deposits have represented on average around 80 per cent of U.S. banks' liabilities ([Hanson et al., 2015](#)). Savers' demand for money-like assets has also been recognized as a driver of financial crises and macroeconomic activity ([Gorton et al., 2012](#); [Dang et al., 2017](#)).

nancial fragility through lower bank incentives to monitor borrowers (Bolton et al., 2016; Martinez-Miera and Repullo, 2017). Our framework instead, focuses on the liability side of banks' balance sheet and so link the inefficient level of savings to occurrence of bank runs.

**Paper outline.** The paper proceeds as follows. Section 2 describes the baseline model. Section 3 considers the equilibrium in the economy with panic runs. We characterize the decentralized economy and then solve for the constrained efficient allocation in order to identify the inefficiency. In Section 4, we follow the same structure and present the economy with fundamental runs only. Section 5 characterizes the optimal policy. Finally, Section 6 concludes. All proofs are in the Appendix.

## 2 The baseline model

Our model builds on Goldstein and Pauzner (2005), augmented to include a consumption-saving decision. There are three dates ( $t = 0, 1, 2$ ) and a single good that can be used for consumption and saving. The economy is populated by a continuum of measure one of banks, operating in a competitive market with free entry, and a continuum of measure one of depositors for each bank.

**Consumers.** Consumers have a unitary endowment of the good at date 0 and nothing thereafter. They can consume at date 0, 1 or 2. At date 1, they face an idiosyncratic liquidity shock. Each of them has a probability  $\lambda$  of being an early consumer (impatient) and a probability  $1 - \lambda$  of being a late consumer (patient). Consumers learn their own realization of the shock privately. The law of large numbers holds, so  $\lambda$  and  $1 - \lambda$  are also the fraction of consumers who turn out to be early and late, respectively. Early consumers only want to consume at date 1, while late consumers are indifferent between consuming at date 1 or 2. The expected utility of a consumer  $i$  is given by:

$$U(c_{0i}, c_{1i}, c_{2i}) = u(c_{0i}) + \lambda u(c_{1i}) + (1 - \lambda)u(c_{1i} + c_{2i}), \quad (1)$$

where the utility function is continuous and satisfies  $u'(c) > 0$ ,  $u''(c) < 0$ , and  $u(0) = 0$ . The coefficient of relative risk aversion  $-cu''(c)/u'(c)$  is greater than 1 for any  $c > 0$ .

At date 0, each consumer  $i$  takes a consumption-saving decision subject to the budget constraint  $c_{0i} + d_i = 1$ , where  $c_{0i}$  is date-0 consumption, and  $d_i$  the amount that she deposits in a bank. In line with the literature, the relationship between banks and depositors is exclusive, in the sense that a depositor only has one bank. In exchange for the funds deposited, each bank promises a gross fixed deposit rate  $r_1$  if the consumer withdraws at date 1, and  $r_2 > r_1$  if she withdraws at date 2 and the bank's project is successful. Banks



offer deposit contracts competitively. Thus, they maximize depositors' expected welfare, subject to the budget constraint. This implies that depositors are residual claimants of banks' available resources at date 2, and the repayment  $r_2$  is equal to the return of the non-liquidated units of the bank investment.

**Banks.** At date 0, banks use total collected deposits  $D$  to make an investment  $I$  in a productive investment technology, with  $I = D$ .<sup>3</sup> For each unit invested at date 0, the investment returns 1 if liquidated at date 1 and a stochastic return  $\tilde{R}$  at date 2 given by:

$$\tilde{R} = \begin{cases} R > 1 & \text{with prob. } p(\theta), \\ 0 & \text{with prob. } 1 - p(\theta). \end{cases} \quad (2)$$

The variable  $\theta$  represents the fundamental of the economy and is uniformly distributed over the interval  $[0, 1]$ . We assume that  $p(\theta) = \theta$  and  $\mathbb{E}[\theta]R > 1$ , which implies that the expected long-term return of the investment is higher than its short-term return.<sup>4</sup> Banks satisfy withdrawal demand at date 1 by liquidating the productive investment. So, the per-unit promised repayment at date 2 is a function of the deposit rate  $r_1$ , and is given by  $r_2 = R \frac{1-\lambda r_1}{1-\lambda}$ . Finally, if the liquidation proceeds are not enough to repay the promised deposit rate  $r_1$  to all the withdrawing depositors, a bank liquidates all its investment and distributes the proceeds pro-rata to all the withdrawing depositors at date 1.

**Information.** The fundamental of the economy  $\theta$  is realized at the beginning of date 1, but publicly revealed only at date 2. At date 1, early depositors withdraw to satisfy their consumption needs. Late depositors instead receive a private signal  $x_i$  about the fundamental of the economy. The private signal  $x_i$  is of the form:

$$x_i = \theta + \eta_i, \quad (3)$$

where  $\eta_i$  are small error terms, indistinguishable from the true value of the fundamental  $\theta$  and independently and uniformly distributed over the interval  $[-\varepsilon, +\varepsilon]$ . A late depositor uses her signal to infer both the fundamental of the economy and the withdrawal behavior of the others. On this basis, late depositors decide whether to withdraw at date 1 ("run") or wait until date 2. As we will show in detail below, depositors run if the fundamental of the economy  $\theta$  falls below a unique threshold. In the region in which runs occur, they can be classified either as fundamental-driven, meaning that they are only due to a low realization of  $\theta$ , or panic-driven, meaning that depositors run lest others do the same. In this case, there will be no resources left for a bank to repay those who decided to wait.

<sup>3</sup>Lower case letters indicate individual variables, and upper case ones aggregate variables.

<sup>4</sup>The assumption of uniform distribution of fundamentals comes at no loss of generality. As argued by [Goldstein and Pauzner \(2005\)](#), results would hold for any function  $p(\theta)$ , as long as it is strictly increasing in  $\theta$ . Under this condition, the probability of obtaining  $R$  can take any form.

**Timing.** At date 0, consumers choose how to allocate their unitary endowment between consumption  $c_{0i}$  and deposits  $d_i$ , and banks set the deposit rate  $r_1$ . At date 1, after receiving idiosyncratic liquidity shocks and private signals about the fundamental of the economy  $\theta$ , early depositors withdraw and late depositors decide whether to withdraw or wait until date 2. At date 2, the banks' investment return is realized and those late depositors who have not withdrawn at date 1 get an equal share of the available resources.

**Discussion of the assumptions.** As standard in the banking literature, the deposit rate  $r_1$  that banks pay at date 1 depends neither on the fundamental nor on the realization of a bank run. Equally, the deposit rate is not a function of the individual amount of deposits. It is conceivable that the repayment offered to depositors could be a function of the amount deposited. For instance, the deposit contract could take the form of a schedule, in which depositors accrue a positive repayment until a certain amount deposited and nothing thereafter. While possible, a non-linear deposit contract  $r_1(d)$  is inconsistent with the assumption of a competitive banking sector. Such repayment schedule would create a supply of deposits that are not served. Other banks could attract these with the offer of a lower but positive repayment, thus making strictly positive profits.

In our framework, savings are fully intermediated by banks. Alternatively, one could let consumers invest their savings directly into storage or in the investment technology. In this case, our results would still hold. This is due to the fact that banks provide liquidity insurance. Hence, these alternative investments would be dominated by depositing into a bank.

More generally, as long as we interpret the undeposited endowment as date-0 consumption, it is natural to assume that consumers enjoy a separable utility from it. Alternatively, we could interpret the undeposited endowment as being invested in a different asset. In this case, all our results would still hold as long as utility is separable in bank deposits. This would be akin to modeling deposits in the utility function (e.g. [Van Den Heuvel, 2008](#)), and could be rationalized by depositors' preference for liquidity. Introducing non-separable utility would instead require depositors to solve a more involved portfolio choice. This would considerably complicate the analysis without affecting its main qualitative insights.<sup>5</sup>

### 3 The economy with panic runs

In this section, we start by characterizing the decentralized equilibrium of an economy in which late depositors may run because they expect all the other depositors to do the

---

<sup>5</sup>[Deidda and Panetti \(2017\)](#) formally show that introducing a portfolio problem in the Goldstein-Pauzner framework does not alter in any crucial way the characterization of depositors' withdrawal decisions and of the run threshold.

same, i.e. there is a panic-driven run. In this economy, banks choose the deposit contract, all consumers take the consumption-saving decision, and late ones, based on their signals, decide when to withdraw following the threshold strategy:<sup>6</sup>

$$a_i(x_i) = \begin{cases} \text{withdraw at date 1} & \text{if } x_i \leq x_i^*, \\ \text{withdraw at date 2} & \text{if } x_i > x_i^*. \end{cases} \quad (4)$$

We solve the model by backward induction, and characterize a symmetric equilibrium so that we can focus our attention on the behavior of a representative bank. The definition of equilibrium is as follows:

**Definition 1.** *A decentralized equilibrium with panic runs consists of a set of withdrawal strategies  $\{a_i\}_{i \in [0,1]}$ , vectors of quantities  $\{c_{0i}, d_i\}_{i \in [0,1]}$  and  $\{D, I\}$ , and a deposit rate  $r_1$  such that:*

- *For a given deposit rate  $r_1$  and deposits  $\{d_i\}_{i \in [0,1]}$ , upon receiving the signal  $x_i$ , depositors' beliefs about early withdrawals are updated according to Bayes rule, and the withdrawal strategies  $\{a_i\}_{i \in [0,1]}$  are chosen optimally;*
- *For given  $\{d_i\}_{i \in [0,1]}$ , the deposit rate  $r_1$  maximizes the depositors' expected utility at date 1, subject to the budget constraint  $D = I$ ;*
- *The consumption-saving choices  $\{c_{0i}, d_i\}_{i \in [0,1]}$  maximize depositors' expected utility at date 0, subject to the budget constraint  $c_{0i} + d_i = 1$ ;*
- *The deposit market clears:  $D = \int_i d_i di$ .*

### 3.1 Depositors' withdrawal decision

We analyze depositors' withdrawal decisions at date 1 for a given deposit rate  $r_1$  and amount deposited  $d_i$ . Early depositors always withdraw at date 1 to satisfy their consumption needs. In contrast, late depositors decide whether to withdraw at date 1 based on the signal  $x_i$  that they receive, since this provides information on both the fundamental  $\theta$  and other depositors' actions. Upon receiving a high signal, a late depositor attributes a high posterior probability to a positive bank project return  $R$  at date 2, and infers that the other late depositors have also received a high signal. This lowers her belief about the likelihood of a run and thus her own incentive to withdraw at date 1. Conversely, when the signal is low, the opposite happens and a late depositor has a high incentive to withdraw early. This suggests that late depositors withdraw at date 1 when the signal is sufficiently low, and wait until date 2 when the signal is sufficiently high.

---

<sup>6</sup>Selecting threshold strategies comes at no loss of generality, as [Goldstein and Pauzner \(2005\)](#) show in a similar environment that every equilibrium strategy is a threshold strategy.

To show this formally, we first examine two regions of extremely bad and extremely good fundamentals, where each late consumer's action is based on the realization of the fundamentals irrespective of beliefs about other agents' behavior.

**Lower dominance region.** The lower dominance region of  $\theta$  corresponds to the range  $[0, \underline{\theta}]$  in which fundamentals are so bad that running is a dominant strategy. Upon receiving a signal indicating that the fundamentals are in the lower dominance region, a late consumer is certain that the expected utility from waiting until date 2 is lower than that from withdrawing at date 1, even if only  $\lambda$  early depositors were to withdraw. The expected utility from waiting equals  $\theta u\left(R\frac{1-\lambda r_1}{1-\lambda}d_i\right)$ , given that  $\frac{R(1-\lambda r_1)}{1-\lambda}$  is the per-unit return of deposit when only  $\lambda$  depositors withdraw. The expected utility from withdrawing at date 1 instead equals  $u(r_1 d_i)$ . Then, we denote by  $\underline{\theta}(r_1, d_i)$  the value of  $\theta$  that solves:

$$u(r_1 d_i) = \theta u\left(R\frac{1-\lambda r_1}{1-\lambda}d_i\right), \quad (5)$$

that is:

$$\underline{\theta}(r_1, d_i) = \frac{u(r_1 d_i)}{u\left(R\frac{1-\lambda r_1}{1-\lambda}d_i\right)}. \quad (6)$$

We refer to the interval  $[0, \underline{\theta}(r_1, d_i)]$  as the lower dominance region, where runs are only driven by bad fundamentals.<sup>7</sup>

**Upper dominance region.** The upper dominance region of  $\theta$  corresponds to the range  $(\bar{\theta}, 1]$  in which fundamentals are so good that waiting is a dominant strategy for all late depositors. As in [Goldstein and Pauzner \(2005\)](#), we construct this region by assuming that in the range  $(\bar{\theta}, 1]$  the investment is safe, i.e.  $\theta = 1$ , and yields the same return  $R > 1$  at dates 1 and 2. This means that, given that  $n$  depositors run, a late depositor expects to receive a repayment  $\frac{R-nr_1}{1-n}d_i > r_1 d_i$  since  $R - r_1 > 0$  is required for the contract to be incentive compatible (i.e.  $R - r_1 > 0$  is implied by  $r_1 < r_2 \equiv \frac{R(1-\lambda r_1)}{1-\lambda}$ ). Then, upon observing a signal indicating that the fundamentals  $\theta$  are in the upper dominance region, a late consumer is certain to receive her payment  $\frac{R(1-\lambda r_1)}{1-\lambda}d_i$  at date 2, irrespective of her beliefs about other depositors' actions, and thus she has no incentives to run. As before, the upper dominance region exists if there are feasible values of  $\theta$  for which all late depositors receive signals that assure them to be in this range. This is the case if  $\bar{\theta} < 1 - 2\varepsilon$ .

---

<sup>7</sup>For the lower dominance region to exist for any  $r_1 \geq 1$ , there must be feasible values of  $\theta$  for which all late depositors receive signals that assure them to be in this region. Since the noise contained in the signal  $x_i$  is at most  $\varepsilon$ , each late depositor withdraws at date 1 if she observes  $x_i < \underline{\theta}(r_1, d_i) - \varepsilon$ . It follows that all depositors receive signals that assure them that  $\theta$  is in the lower dominance region when  $\theta < \underline{\theta}(r_1, d_i) - 2\varepsilon$ . Given that  $\underline{\theta}$  is increasing in  $r_1$ , the condition for the lower dominance region to exist is satisfied for any  $r_1 \geq 1$  if  $\underline{\theta}(1, d_i) > 2\varepsilon$ .

**The intermediate region.** The existence of the lower and upper dominance region guarantees the existence of a threshold  $\theta^*$  in the intermediate region  $(\underline{\theta}(r_1, d_i), \bar{\theta}]$ , in which a depositor's decision to withdraw early depends on the realization of  $\theta$  as well as on her beliefs regarding other late depositors' actions.

The characterization of the equilibrium run threshold  $\theta^*$  consists of two steps. First, we show that no depositor has an incentive to deviate from the run strategy of all the others. Second, we characterize the run threshold  $\theta^*$ . We have the following lemma.

**Lemma 1.** *Assume that all depositors  $-i$  run when their signals  $x_{-i} \leq x_{-i}^*$ . Then, a depositor  $i$  follows the same withdrawal strategy, i.e. she withdraws if  $x_i \leq x_{-i}^*$ .*

The above lemma shows that, from the point of view of a single depositor  $i$ , when the fundamentals lie in the intermediate region, it is optimal to follow the withdrawal strategy  $x_{-i}^*$  of all the other depositors  $-i$ . This result hinges on two arguments. First, large withdrawals of deposits at date 1 force the bank to liquidate its assets prematurely, leaving no resources for those who wait and thus bringing about strategic complementarities between depositors' actions. Second, when the fundamentals are above the lower dominance region, it is never optimal for a late depositor to run when she expects all other late depositors to withdraw at date 2. Since depositors' withdrawal decisions are symmetric, it follows that each depositor withdraws if her signal is lower than  $x_{-i}^*$ .

Having established that the relevant run threshold is  $x_{-i}^*$ , we now compute it. We start by specifying the utility differential between withdrawing at date 2 and at date 1 for a representative late consumer with deposit  $d_{-i}$ . This is given by:

$$\mathcal{V}_{-i}(\theta, n) = \begin{cases} \theta u \left( R \frac{1-nr_1}{1-n} d_{-i} \right) - u(r_1 d_{-i}) & \text{if } \lambda \leq n \leq \bar{n}, \\ 0 - u\left(\frac{d_{-i}}{n}\right) & \text{if } \bar{n} \leq n \leq 1, \end{cases} \quad (7)$$

where  $n$  represents the proportion of depositors withdrawing at date 1 and  $\bar{n} = 1/r_1$  is the value of  $n$  at which the bank exhausts its resources if it pays  $r_1 > 1$  to all withdrawing depositors. For  $n \leq \bar{n}$ , a depositor who waits obtains  $\frac{R(1-nr_1)}{1-n}$  with probability  $\theta$  for each unit  $d_{-i}$  deposited, while an early withdrawer obtains  $r_1$ . By contrast, for  $n \geq \bar{n}$  the bank liquidates its entire investment at date 1. Late depositors receive either nothing if they wait until date 2 or the pro-rata share  $\frac{d_{-i}}{n}$  if they withdraw early.

The function  $\mathcal{V}_{-i}(\theta, n)$  decreases in  $n$  for  $n \leq \bar{n}$  and increases in it afterwards, crossing zero once for  $n \leq \bar{n}$  and remaining always below afterwards. Thus, the model exhibits the property of one-sided strategic complementarity and there exists a unique equilibrium in which a late depositor  $-i$  runs if and only if her signal is below the threshold  $x^*(r_1, d_{-i})$ . At this signal value, a late depositor is indifferent between withdrawing at date 1 and waiting until date 2. The following proposition holds.

**Proposition 1.** *In the economy with panic runs, each late depositor  $i$  runs if she observes a signal below the threshold  $x^*(r_1, d_{-i})$  and does not run above. At the limit, as the error term  $\varepsilon \rightarrow 0$ , the threshold  $x^*(r_1, d_{-i})$  simplifies to:*

$$\theta^*(r_1, d_{-i}) = \frac{\int_{\lambda}^{\bar{n}} u(r_1 d_{-i}) dn + \int_{\bar{n}}^1 u\left(\frac{d_{-i}}{n}\right) dn}{\int_{\lambda}^{\bar{n}} u\left(R \frac{1-nr_1}{1-n} d_{-i}\right) dn}. \quad (8)$$

The threshold  $\theta^*(r_1, d_{-i})$  is increasing in  $r_1$  and it is not neutral to a change in the size of individual deposit  $d_{-i}$ .

The proposition states that in the intermediate region a late depositor's action depends uniquely on the signal that she receives, as this provides information both on the fundamental of the economy  $\theta$  and on the other depositors' actions. This hinges on the existence of strategic complementarities in depositors' withdrawal decisions. If  $r_1 > 1$ , the bank has to liquidate more than one unit for each withdrawing depositor, which implies that late depositors' incentives to run increase with the proportion  $n$  of depositors withdrawing early. In the limit case when  $\varepsilon \rightarrow 0$ , all late depositors behave alike as they receive approximately the same signal and take the same action. This implies that only complete runs, where all late depositors withdraw at date 1, occur. In what follows, we focus on this limit case, and so the run threshold  $\theta^*$  is the probability of a run.<sup>8</sup>

In this economy, late depositors run because they fear that other depositors would withdraw early, thus leaving no resources for the bank to pay them. Put differently, in the intermediate region of fundamentals, runs are due to a coordination failure among depositors, and thus we refer to them as "panic-driven".

The run threshold  $\theta^*(r_1, d_{-i})$  increases with the deposit rate  $r_1$  offered by banks. An increase in  $r_1$  increases depositors' repayment at date 1, while decreasing that at date 2. As a consequence, depositors' incentive to run becomes higher.

Importantly, the run threshold  $\theta^*(r_1, d_{-i})$  also depends on the size of the individual deposit  $d_{-i}$ . This effect is more involved than the one of  $r_1$ . On the one hand, a rise in the deposited amount increases depositors' repayment at date 1 thereby increasing incentives to run. On the other hand, it also increases the repayment at date 2 thereby lowering incentives to run. Formally, the sign of the effect of a change in the size of individual deposit  $d_{-i}$  is given by the sign of the following expression:

$$\int_{\lambda}^{\bar{n}} u'(c_1) c_1 dn + \int_{\bar{n}}^1 u'(c_{-i}^{run}(n)) c_{-i}^{run}(n) dn - \int_{\lambda}^{\bar{n}} \theta^* u'(c_2(n)) c_2(n) dn, \quad (9)$$

where  $c_2(n) = R \frac{1-nr_1}{1-n} d_{-i}$  and  $c_{-i}^{run}(n) = \frac{d_{-i}}{n}$ . Characterizing the sign of the above expres-

<sup>8</sup>In the limit case  $\varepsilon \rightarrow 0$ , the probability of a run is equal to the probability that  $\theta$  falls below  $\theta^*$ . Since  $\theta \sim U[0, 1]$ , then  $\text{prob}(\theta \leq \theta^*) = \theta^*$ .

sion is unfortunately not straightforward as consumption levels vary both at date 1 and date 2 depending on the proportion of depositors withdrawing. Since depositors are risk averse, the overall effect of a rise in  $d_{-i}$  depends on their expected level of consumption in that they value an increase in consumption more when they are poorer. Figure 2 provides an example in which an increase in the size of individual deposit leads to an increase in the probability of a panic run. The comparison between the solid line and the dotted line also confirms Proposition 1 that  $\theta^*$  is increasing in the deposit rate  $r_1$ .<sup>9</sup>

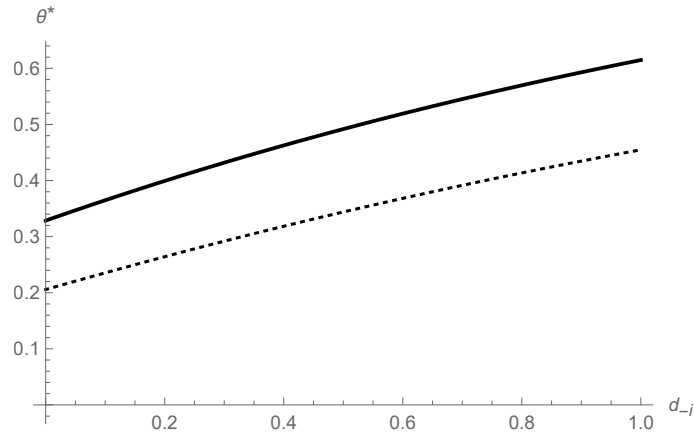


Figure 2: Individual deposit and the run threshold. The figure illustrates the effect of the size of the individual deposit  $d_{-i}$  on the run threshold  $\theta^*$ . Parameters:  $u(c) = \frac{(c+f)^{1-\sigma} - f^{1-\sigma}}{1-\sigma}$ ,  $\sigma = 3$ ,  $f = 4$ ,  $R = 5$  and  $r_1 = 1.1$  and  $r_1 = 1.003$  for the solid and dotted line, respectively.

### 3.2 Decentralized economy: saving and deposit rate decisions

Having analyzed depositors' decision to run, we now characterize the terms of the deposit contract  $r_1$ , and the consumption-saving decision at date 0.

**Bank.** Given the aggregate amount deposited and anticipating depositors' withdrawal decision, as summarized by the run threshold  $\theta^*(r_1, d_{-i})$ , the bank chooses  $r_1$  to maximize the expected utility of a representative depositor  $i$  by solving the following problem:

$$\max_{r_1} \int_0^{\theta^*(r_1, d_{-i})} u(d_i) d\theta + \int_{\theta^*(r_1, d_{-i})}^1 \left[ \lambda u(r_1 d_i) + (1 - \lambda) \theta u \left( R \frac{1 - \lambda r_1}{1 - \lambda} d_i \right) \right] d\theta. \quad (10)$$

The first term represents the expected utility from depositing at a bank, when the fundamental of the economy lies below  $\theta^*$ . In this case, all depositors run and receive back

<sup>9</sup>Notice that date 2 consumption  $c_2(n)$  goes to zero when the proportion of withdrawing depositors  $n > \bar{n}$ . In other words, a late depositor may attach a positive probability to the event of receiving zero date 2 consumption. Based on this, a reader may wonder whether the possibility for  $c_2(n)$  to go to zero would imply a negative sign for (9) when  $u'(c)c$  is sufficiently large when  $c$  goes to zero. While plausible, this is not the case in our framework. The assumption that  $u(0) = 0$  implies an upper bound on the magnitude of  $\lim_{c \rightarrow 0} u'(c)c$  and so prevents this case from materializing.

their initial deposits  $d_i$ . The second term is the expected utility when  $\theta$  is above  $\theta^*$ . In this case the bank continues operating until date 2,  $\lambda$  early depositors receive  $r_1 d_i$ , and  $1 - \lambda$  late depositors receive a pro-rata share of the residual resources with probability  $\theta$  and nothing otherwise.

**Consumers.** At date 0, each consumer  $i$  chooses the amount to deposit  $d_i$  and the date-0 consumption  $c_{0i}$  to maximize her utility by solving:

$$\max_{d_i, c_{0i}} u(c_{0i}) + \int_0^{\theta^*(r_1, d_{-i})} u(d_i) d\theta + \int_{\theta^*(r_1, d_{-i})}^1 \left[ \lambda u(r_1 d_i) + (1 - \lambda) \theta u \left( R \frac{1 - \lambda r_1}{1 - \lambda} d_i \right) \right] d\theta, \quad (11)$$

subject to the budget constraint  $d_i = 1 - c_{0i}$ . At date 0, higher  $d_i$  reduces the amount  $c_{0i}$  available for consumption. At date 1, if there is a run all consumers get back the deposit  $d_i$ . If there is no run, impatient depositors get  $r_1 d_i$  at date 1, while patient depositors receive a share of the residual banks' resources at date 2. Notice that, as proved in Lemma 1 and Proposition 1, from the point of view of a single depositor  $i$  the run threshold is only a function of the deposit rate  $r_1$  and of the deposit decisions  $d_{-i}$  of everybody else, and not of the individual amount deposited  $d_i$ . Therefore, when deciding how much to deposit, the consumer does not internalize the impact of her own savings on the probability of a run.

Having described the bank's and consumers' problems, the following proposition characterizes the decentralized equilibrium with panic runs.

**Proposition 2.** *The decentralized equilibrium with panic runs is given by  $r_1 > 1$  and  $d > 0$  that solve:*

$$\int_{\theta^*(r_1, d)}^1 \left[ u'(r_1 d) - \theta R u' \left( R \frac{1 - \lambda r_1}{1 - \lambda} d \right) \right] d\theta - \frac{\partial \theta^*(r_1, d)}{\partial r_1} \frac{\Delta}{\lambda d} = 0, \quad (12)$$

$$u'(1 - d) = \int_0^{\theta^*(r_1, d)} u'(d) d\theta + \int_{\theta^*(r_1, d)}^1 \left[ \lambda r_1 u'(r_1 d) + \theta R (1 - \lambda r_1) u' \left( R \frac{1 - \lambda r_1}{1 - \lambda} d \right) \right] d\theta, \quad (13)$$

respectively and

$$d_i = d_{-i} = d = D, \quad (14)$$

where  $\Delta = \lambda u(r_1 d) + (1 - \lambda) \theta^* u \left( R \frac{1 - \lambda r_1}{1 - \lambda} d \right) - u(d)$ , and  $\theta^*(r_1, d)$  comes from (8) when  $d_{-i} = d$ .

In choosing  $r_1$ , the bank trades off its marginal benefit with its marginal cost. The former, represented by the first term in (12), captures improved risk-sharing obtained from the transfer of consumption from late to early depositors. The latter, represented by



the second term of (12), is the loss in expected utility  $\Delta$  due to the increased probability of a run, as measured by the derivative of the panic-run threshold  $\theta^*$  with respect to  $r_1$ .

The provision of bank liquidity insurance to depositors is captured by  $r_1 > 1$ . As in Diamond and Dybvig (1983) and subsequent papers, being risk averse and exposed to the risk of being impatient, depositors value the possibility of obtaining an amount of consumption higher than their original deposit at date 1, even if this implies a lower amount of consumption at date 2. Setting  $r_1 = 1$  would rule out panics (i.e.,  $\theta^* = \underline{\theta}$ ). This implies that the utility loss of a run, as captured by  $\Delta$ , becomes zero. However, the marginal benefit of risk-sharing remains positive, so this cannot be an equilibrium.

In choosing the deposit  $d$ , a consumer again trades off marginal cost and marginal benefit. The former comes from less consumption at time 0, as captured by the left-hand side of (13). The latter comes from more consumption at date 1 and 2, as captured by the right-hand side of (13).

We can substitute (14) and (12) into (13) and obtain an expression summarizing the decentralized equilibrium:

$$u'(1 - D) = \int_0^{\theta^*(r_1, D)} u'(D) d\theta + \int_{\theta^*(r_1, D)}^1 u'(r_1 D) d\theta - (1 - \lambda r_1) \frac{\Delta}{\lambda D} \frac{\partial \theta^*(r_1, D)}{\partial r_1}. \quad (15)$$

The equation above resembles an Euler equation as typically used in dynamic macroeconomic models: It determines the equilibrium level of savings as the quantity that equates their marginal cost and benefit in terms of present vs. expected future consumption. In the rest of the analysis, we use this equation to compare the decentralized equilibrium with the constrained efficient allocation.

### 3.3 Constrained efficient allocation

In order to study the efficiency of the decentralized equilibrium, we characterize the constrained-efficient benchmark. To do so, we consider a social planner who can only offer demand-deposit contracts like banks. Hence, the planner is subject to panic runs in the same way as banks, and takes as given depositors' withdrawal strategies, as characterized by the run threshold  $\theta^*$  in (8), evaluated at  $d_i = d_{-i} = D$ .

At date 0, the planner allocates  $C_0 = 1 - D$  resources to consumption, and uses all deposits to finance investment. Since, as in the decentralized economy, the investment technology yields a unitary return at date 1, all consumers receive  $C_1^{\text{run}} = D$  if there is a run at date 1. If there is no run, early consumers receive  $C_1 = r_1 D$ , while late consumers obtain  $C_2$  that clears the planner's resource constraint:

$$\lambda C_1 + (1 - \lambda) \frac{C_2}{R} = 1 - C_0. \quad (16)$$

The planner chooses  $r_1$  and  $D$  to maximize the economy's expected aggregate welfare:

$$u(C_0) + \int_0^{\theta^*(r_1, D)} u(C_1^{\text{run}}) d\theta + \int_{\theta^*(r_1, D)}^1 [\lambda u(C_1) + (1 - \lambda)\theta u(C_2)] d\theta. \quad (17)$$

The following lemma characterizes the constrained efficient allocation.

**Lemma 2.** *The constrained-efficient equilibrium with panic runs is given by  $r_1 > 1$  and  $D > 0$  that solve:*

$$\int_{\theta^*(r_1, D)}^1 \left[ u'(r_1 D) - \theta R u' \left( R \frac{1 - \lambda r_1}{1 - \lambda} D \right) \right] d\theta - \frac{\partial \theta^*(r_1, D)}{\partial r_1} \frac{\Delta}{\lambda D} = 0, \quad (18)$$

$$\begin{aligned} u'(1 - D) &= \int_0^{\theta^*(r_1, D)} u'(D) d\theta + \\ &+ \int_{\theta^*(r_1, D)}^1 \left[ \lambda r_1 u'(r_1 D) + \theta R (1 - \lambda r_1) u' \left( R \frac{1 - \lambda r_1}{1 - \lambda} D \right) \right] d\theta - \frac{\partial \theta^*(r_1, D)}{\partial D} \Delta, \end{aligned} \quad (19)$$

where  $\Delta = \lambda u(r_1 D) + (1 - \lambda)\theta^* u \left( R \frac{1 - \lambda r_1}{1 - \lambda} D \right) - u(D)$ , and  $\theta^*(r_1, D)$  comes from (8).

The planner chooses the optimal level of liquidity insurance  $r_1$  in the same way as banks in the decentralized economy. In doing so, it leaves the economy exposed to panic-driven runs, i.e.  $r_1 > 1$ , as this entails first-order benefits in terms of liquidity insurance. Regarding the savings choice, the planner trades off its marginal cost, in terms of lower date-0 consumption, with its marginal benefit, in terms of higher date-1 and date-2 consumption. However, unlike individual consumers in the decentralized economy, the planner takes into account the effect of the level of deposits on the probability of a run. This is captured by the last term on the right-hand side of (19). In other words, differently from the planner, the decentralized economy exhibits a “saving externality” in the sense that depositors do not internalize the effect of their consumption-saving decisions on the likelihood of panic runs.

To ease the comparison with the decentralized economy, it is useful to substitute (18) into (19) and obtain:

$$\begin{aligned} u'(1 - D) &= \int_0^{\theta^*(r_1, D)} u'(D) d\theta + \\ &+ \int_{\theta^*(r_1, D)}^1 u'(r_1 D) d\theta - (1 - \lambda r_1) \frac{\Delta}{\lambda D} \frac{\partial \theta^*(r_1, D)}{\partial r_1} - \frac{\partial \theta^*(r_1, D)}{\partial D} \Delta. \end{aligned} \quad (20)$$

The following proposition compares the social planner allocation with the decentralized equilibrium. This boils down to the comparison between (20) and (15), as the other equations that pin down the allocation are the same under the social planner as in the decentralized economy.

**Proposition 3.** *The decentralized equilibrium with panic runs is not constrained efficient. It exhibits an inefficient level of bank liquidity insurance and savings, and, in turn, excessive financial instability.*

By internalizing the effects of savings on the likelihood of panic runs, the social planner chooses a different level of savings than in the decentralized equilibrium. Hence, in the decentralized equilibrium, the level of deposits is inefficient and runs are too frequent. The excessive fragility of the decentralized economy is not driven by the bank's distorted incentives, but rather relies on the saving externality: The individual depositor fails to internalize the effect that her saving decision has on her own and other depositors' withdrawal decisions.

Interestingly, one implication of the comparison between the constrained efficient allocation and the decentralized economy is that the level of bank liquidity insurance, as measured by  $r_1 > 1$ , is also constrained inefficient. As mentioned above, this is at odds with the results in [Goldstein and Pauzner \(2005\)](#), and is exclusively due to the saving externality and the fact that banks intermediate an inefficient amount of deposits. For a given aggregate level of deposits,  $r_1$  is the same in the decentralized economy and in the constrained efficient one, since (12) and (18) are identical. Thus, if depositors saved the constrained efficient amount, banks would provide the constrained efficient level of liquidity insurance.

## 4 The economy with fundamental-driven runs only

The analysis in the previous section highlighted the existence of a saving externality and characterized its implications for efficiency. The saving externality emerges because each late depositor finds it optimal to follow the withdrawal behavior of others and does not take into account the effect of her deposits on banks' exposure to panic runs and the costs associated with them. This may suggest that eliminating panic runs could resolve the inefficiency. The aim of this section is to show that this is not the case: Even without panic runs the decentralized equilibrium features a saving externality.

To study this, we consider an economy in which panic runs are ruled out. This could be the case in the presence of prudential policies. In particular, consider an authority, e.g. a central bank in its role as lender of last resort (LOLR), intervening to prevent the occurrence of panic runs.<sup>10</sup> In accordance with the existing literature and with principles first laid out in [Bagehot \(1873\)](#), the LOLR aims to support illiquid but solvent banks by committing to transfer resources to banks at date 1 in case they face large withdrawals.

---

<sup>10</sup>Deposit insurance could be considered as an alternative prudential policy. As shown in ([Allen et al., 2018](#)), since deposit insurance entails an actual disbursement by the government, it would not eliminate panic runs completely. Hence, the same analysis as in Section 3 would apply. In contrast, as in [Diamond and Dybvig \(1983\)](#) the LOLR has a pure announcement effect, without any disbursement.

Within our model, such policy is implemented by the LOLR committing to intervene when a run occurs and the realization of  $\theta$  is larger than  $\underline{\theta}$ , as described in equation (6) and evaluated at  $d_i = d$ . The reason for this is twofold. First, injections of liquidity below the threshold  $\underline{\theta}$  would not be effective in preventing runs. Second, as panic runs entail the inefficient liquidation of profitable investment projects, intervening at a cutoff of  $\theta > \underline{\theta}$  and so allowing some panic runs to occur would not be optimal.

In the presence of a LOLR, depositors no longer need to use their signal to anticipate the actions of the others since they are guaranteed to receive the promised repayment irrespective of what others do as long as the fundamental is high enough. This implies that panic runs are ruled out. Still, depositors use their signals to assess whether the fundamental  $\theta$  is so low that the LOLR does not intervene and their repayments are not guaranteed. This implies that runs still occur in this setting when depositors expect a low realization of the fundamental  $\theta$ , i.e. the economy is subject to “fundamental-driven runs”. Moreover, as we will show in details below, the probability of a fundamental-driven run depends now on the amount deposited by individual agents. Yet, despite this, individual depositors choose a sub-optimal level of savings so that the resulting allocation is inefficient.

As in the previous section, we solve the model by backward induction, starting from depositors’ withdrawing decisions at date 1 and then moving to a representative bank’s choice of the deposit contract and to consumers’ consumption-saving decisions. Similarly to Section 3, depositors’ run decision follows the threshold strategy:

$$a_i(\underline{\theta}_i) = \begin{cases} \text{withdraw at date 1} & \text{if } \theta \leq \underline{\theta}_i, \\ \text{withdraw at date 2} & \text{if } \theta > \underline{\theta}_i, \end{cases} \quad (21)$$

and the equilibrium is defined as follows:

**Definition 2.** *A decentralized equilibrium with fundamental-driven runs consists of a set of withdrawal strategies  $\{a_i\}_{i \in [0,1]}$ , vectors of quantities  $\{c_{0i}, d_i\}_{i \in [0,1]}$  and  $\{D, I\}$ , and a deposit rate  $r_1$  such that:*

- *For a given deposit rate  $r_1$  and deposits  $\{d_i\}_{i \in [0,1]}$ , the withdrawal strategies  $\{a_i\}_{i \in [0,1]}$  are chosen optimally;*
- *For given  $\{d_i\}_{i \in [0,1]}$ , the deposit rate  $r_1$  maximizes the depositors’ expected utility at date 1, subject to the budget constraint  $D = I$ ;*
- *The consumption-saving decisions  $\{c_{0i}, d_i\}_{i \in [0,1]}$  maximize consumers’ expected utility at date 0, subject to the budget constraint  $c_{0i} + d_i = 1$ ;*
- *The deposit market clears:  $D = \int_i d_i di$ .*

## 4.1 Depositors' withdrawal decisions

As in section 3.1, we analyze the withdrawal decision of a late depositor  $i$  who holds deposit  $d_i$ . In doing this, the deposit rate  $r_1$  as well as the amount deposited by others  $d_{-i}$  are taken as given.

The following proposition characterizes a depositor  $i$ 's run decision.

**Proposition 4.** *In the economy with only fundamental runs, a late depositor  $i$  withdraws at date 1 when  $\theta$  falls below the threshold:*

$$\underline{\theta}_i = \max \{ \underline{\theta}(r_1, d_{-i}), \underline{\theta}(r_1, d_i) \}, \quad (22)$$

with  $\underline{\theta}(r_1, d_{-i}) = \frac{u(r_1 d_{-i})}{u(R^{\frac{1-\lambda}{1-\lambda}} r_1 d_{-i})}$  and  $\underline{\theta}(r_1, d_i) = \frac{u(r_1 d_i)}{u(R^{\frac{1-\lambda}{1-\lambda}} r_1 d_i)}$ . The run threshold  $\underline{\theta}_i$  is non-decreasing in the amount deposited  $d_i$ , i.e.,  $\frac{\partial \underline{\theta}_i}{\partial d_i} \geq 0$ .

The proposition highlights two results. First, depositor  $i$ 's run decision is driven by the run strategy  $\underline{\theta}(r_1, d_{-i})$  of all other depositors. In other words, depositor  $i$  has an incentive to run at least as often as others. If everybody else withdraws, depositor  $i$  is certain to receive no repayment at date 2, because the bank liquidates all its assets prematurely to serve the other depositors. This case is depicted in the top panel of Figure 3. If the fundamental  $\theta$  falls in the region  $[\underline{\theta}_i, \underline{\theta}_{-i}]$ , depositor  $i$  does not run while all other depositors  $-i$  run. However, waiting until date 2 cannot be optimal since depositor  $i$  would be better off by joining the run and withdrawing  $d_i$  at date 1. In contrast, depositor  $i$  might have incentives to run more often than other depositors. When depositor  $i$  is the only late depositor running, she is guaranteed to receive positive repayments both at date 1 and 2. As long as  $u(r_1 d_i) > u(R^{\frac{1-\lambda}{1-\lambda}} r_1 d_i)$ , withdrawing at date 1 when all  $-i$  depositors wait until date 2 is optimal. This case is depicted in the bottom panel of Figure 3. If the fundamental  $\theta$  falls in the region  $[\underline{\theta}_{-i}, \underline{\theta}_i]$ , the depositor  $i$  runs while all other depositors  $-i$  do not.

The second result of the proposition is that the run threshold is non-decreasing in the amount deposited. As for the threshold of panic runs, a rise in the size of deposits increases both date 1 and date 2 consumption. However, differently from Section 3 in which date 1 and 2 consumption levels vary with the number of withdrawing depositors, here depositors are sure to have a lower consumption level when they withdraw early, as  $r_1 < R^{\frac{1-\lambda}{1-\lambda}}$ . Then, since depositors are risk averse and value the increase in consumption more in the state when they are poorer, higher deposits increase the incentives of running over waiting.

## 4.2 Decentralized economy: saving and deposit rate decisions

Having characterized depositors' withdrawal decisions at date 1, we now solve for the bank's and consumers' decisions at date 0.

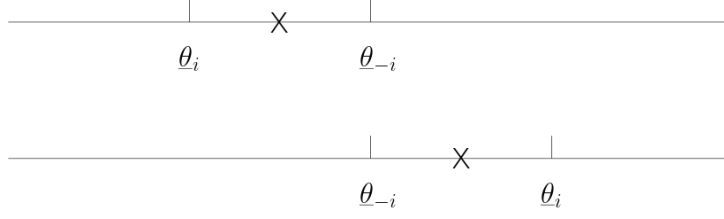


Figure 3: The withdrawal strategy of a late depositor  $i$  compared to all other depositors  $-i$  in the economy with fundamental runs.

**Bank.** The bank chooses the deposit rate  $r_1$  to maximize the utility of a representative depositor  $i$ . Thus, it solves the following problem:

$$\begin{aligned} \max_{r_1} \int_0^{\underline{\theta}(r_1, d_{-i})} u(d_i) d\theta + \int_{\underline{\theta}(r_1, d_{-i})}^{\underline{\theta}(r_1, d_i)} u(r_1 d_i) d\theta + \\ + \int_{\underline{\theta}(r_1, d_i)}^1 \left[ \lambda u(r_1 d_i) + (1 - \lambda) \theta u \left( R \frac{1 - \lambda r_1}{1 - \lambda} d_i \right) \right] d\theta. \end{aligned} \quad (23)$$

The expression is similar to the one in Section 3.2. The first term represents depositor  $i$ 's utility when all other depositors run, i.e., when  $\theta \leq \underline{\theta}(r_1, d_{-i})$ . In this case, the per-unit liquidation value of the bank's investment is 1 and each depositor receives a pro-rata share. Hence, a depositor receives  $d_i$ . The second term represents depositor  $i$ 's utility when she is the only one to run, i.e. when  $\underline{\theta}(r_1, d_{-i}) < \theta \leq \underline{\theta}(r_1, d_i)$ . In this case, she obtains  $r_1 d_i$ . Finally, the third term captures the utility in the absence of runs. When no depositor runs, i.e. for  $\theta > \underline{\theta}(r_1, d_i)$ , a depositor  $i$  receives  $r_1 d_i$  if impatient, while if patient she receives a share of bank's available resources  $R \frac{1 - \lambda r_1}{1 - \lambda} d_i$  with probability  $\theta$ , and zero otherwise.

**Consumers.** At date 0, each consumer chooses  $d_i$  to maximize her utility by solving:

$$\begin{aligned} \max_{d_i} u(1 - d_i) + \int_0^{\underline{\theta}(r_1, d_{-i})} u(d_i) d\theta + \int_{\underline{\theta}(r_1, d_{-i})}^{\underline{\theta}(r_1, d_i)} u(r_1 d_i) d\theta + \\ + \int_{\underline{\theta}(r_1, d_i)}^1 \left[ \lambda u(r_1 d_i) + (1 - \lambda) \theta u \left( R \frac{1 - \lambda r_1}{1 - \lambda} d_i \right) \right] d\theta, \end{aligned} \quad (24)$$

subject to the budget constraint  $d_i = 1 - c_{0i}$ , with  $\underline{\theta}(r_1, d_{-i})$  and  $\underline{\theta}(r_1, d_i)$  as specified in Proposition 4. The following proposition characterizes the decentralized equilibrium with fundamental runs.

**Proposition 5.** *The decentralized equilibrium with fundamental-driven runs is given by  $r_1 > 1$  and  $d > 0$  that solve:*

$$\int_{\underline{\theta}(r_1, d)}^1 \left[ u'(r_1 d) - \theta R u' \left( R \frac{1 - \lambda r_1}{1 - \lambda} d \right) \right] d\theta - \frac{\partial \underline{\theta}(r_1, d)}{\partial r_1} \frac{\Delta}{\lambda d} = 0, \quad (25)$$

$$u'(1-d) = \int_0^{\underline{\theta}(r_1, d)} u'(d) d\theta + \int_{\underline{\theta}(r_1, d)}^1 \left[ \lambda r_1 u'(r_1 d) + \theta R(1-\lambda r_1) u' \left( R \frac{1-\lambda r_1}{1-\lambda} d \right) \right] d\theta, \quad (26)$$

$$d_i = d_{-i} = d = D, \quad (27)$$

where  $\Delta = \lambda u(r_1 d) + (1-\lambda) \underline{\theta}(r_1, d) u \left( R \frac{1-\lambda r_1}{1-\lambda} d \right) - u(d)$ , and  $\underline{\theta}(r_1, d)$  is as specified in Proposition 4 and evaluated at  $d_{-i} = d_i = d$ .

In choosing the deposit rate  $r_1$ , the bank compares marginal benefit and marginal cost. The marginal benefit, represented by the first term in (25), captures improved risk sharing owing to the transfer of consumption from late to early depositors. Hence, the deposit rate  $r_1$  can be interpreted as before as a measure of liquidity insurance. In equilibrium, the bank finds it optimal to set  $r_1 > 1$ , thus providing liquidity insurance to depositors. The marginal cost, represented by the second term of (25), is instead the loss in expected utility  $\Delta$  due to the increased probability of a run, as measured by the derivative of the run threshold  $\underline{\theta}(r_1, d)$  with respect to  $r_1$ .

The choice of the deposit  $d$  again trades off marginal cost and marginal benefit. The former comes from less consumption at time 0, as captured by the left-hand side of (26). The latter comes from more consumption at date 1 and 2, as captured by the right-hand side of (26). Importantly, as in the case of panic runs, in (26) there is no term capturing the effect of the amount deposited  $d_i$  on the run threshold. The reason is twofold. First, the individual depositor  $i$  cannot influence the threshold at which the bank runs out of funds, as all other depositors find it optimal to run below  $\underline{\theta}(r_1, d_{-i})$ , i.e.,  $\frac{\partial \underline{\theta}(r_1, d_{-i})}{\partial d_i} = 0$ . Second, a depositor  $i$  can choose to run more often than all other depositors, with  $\underline{\theta}(r_1, d_i)$  being her relevant run threshold. Hence, the amount deposited directly affects the run threshold, i.e.,  $\frac{\partial \underline{\theta}(r_1, d_{-i})}{\partial d_i} > 0$ . Yet, this effect is not accounted in the choice of deposit  $d$ . The reason is that, in this case, the cost of the increased run probability in terms of the expected utility loss perceived by depositor  $i$ :

$$\Phi = (1-\lambda) \left[ \underline{\theta}(r_1, d_i) u \left( R \frac{1-\lambda r_1}{1-\lambda} d_i \right) - u(r_1 d_i) \right] \quad (28)$$

is zero, as a direct consequence of the definition of  $\underline{\theta}(r_1, d_i)$  in Proposition 4. In other words, an individual depositor does not perceive a marginal increase in the probability of withdrawing as costly for her, because she is withdrawing optimally given the deposit rate  $r_1$ . In sum, depositors do not internalize the effect of the quantity of deposits on the probability of a run, and a saving externality again emerges as in the case of panic runs, although due to a different mechanism. In the economy with panic runs, the saving externality is driven by the fact that individual depositors do not internalize the effect of their saving choice on the probability of a run. This is not the case in the economy

with fundamental-driven runs. There, the run threshold depends on depositors' saving decisions, but the cost associated with the increased run probability is zero.

We can substitute (27) and (25) into (26) and obtain an expression summarizing the decentralized equilibrium with fundamental runs:

$$u'(1 - D) = \int_0^{\underline{\theta}(r_1, D)} u'(D) d\theta + \int_{\underline{\theta}(r_1, D)}^1 u'(r_1 D) d\theta - (1 - \lambda r_1) \frac{\Delta}{\lambda D} \frac{\partial \underline{\theta}(r_1, D)}{\partial r_1}. \quad (29)$$

As in Section 3.2, this equation resembles an Euler equation and we use it to compare the decentralized equilibrium with the constrained efficient allocation.

### 4.3 Constrained efficient allocation

In order to study the efficiency of the decentralized equilibrium with only fundamental-driven runs, we proceed as in Section 3 and characterize a constrained-efficient benchmark. As before, we consider a social planner who can only offer demand-deposit contracts like the bank. As a consequence, the planner is subject to runs in the same way as the bank: It takes as given depositors' withdrawal strategies, as characterized by the run threshold  $\underline{\theta}_i$  in (22), when  $i = -i$ .

At date 0, the planner allocates  $C_0 = 1 - D$  resources to consumption, the remaining  $D$  units to bank deposits and chooses the deposit rate  $r_1$  to maximize expected welfare, which is given by the same expression as in (17) with the only difference that the relevant threshold is now  $\underline{\theta}(r_1, D)$  instead of  $\theta^*(r_1, D)$ . The following lemma characterizes the constrained-efficient allocation with only fundamental-driven runs:

**Lemma 3.** *The constrained-efficient equilibrium with fundamental-driven runs is given by  $r_1 > 1$  and  $D > 0$  that solve:*

$$\int_{\underline{\theta}(r_1, D)}^1 \left[ u'(r_1 D) - \theta R u' \left( R \frac{1 - \lambda r_1}{1 - \lambda} D \right) \right] d\theta - \frac{\partial \underline{\theta}(r_1, D)}{\partial r_1} \frac{\Delta}{\lambda D} = 0, \quad (30)$$

$$u'(1 - D) = \int_0^{\underline{\theta}(r_1, D)} u'(D) d\theta + \int_{\underline{\theta}(r_1, D)}^1 \left[ \lambda r_1 u'(r_1 D) + \theta R (1 - \lambda r_1) u' \left( R \frac{1 - \lambda r_1}{1 - \lambda} D \right) \right] d\theta - \frac{\partial \underline{\theta}(r_1, D)}{\partial D} \Delta, \quad (31)$$

where  $\Delta = \lambda u(r_1 D) + (1 - \lambda) \underline{\theta}(r_1, D) u \left( R \frac{1 - \lambda r_1}{1 - \lambda} D \right) - u(D)$

The planner chooses the optimal deposit rate  $r_1 > 1$  in the same way as the bank. In other words, for given amount of aggregate deposits  $D$ , liquidity insurance in the decentralized equilibrium is again constrained efficient. The constrained-efficient allocation differs from the decentralized equilibrium only for the last term on the right-hand side of (31). Relative to the decentralized economy, the social planner internalizes the saving



externality, accounting for the effect of deposits on the likelihood of fundamental runs and the costs associated with it.

To ease the comparison with the decentralized economy, it is useful to substitute (30) into (31) and obtain:

$$u'(1-D) = \int_0^{\underline{\theta}(r_1, D)} u'(D) d\theta + \int_{\underline{\theta}(r_1, D)}^1 u'(r_1 D) d\theta - (1 - \lambda r_1) \frac{\Delta}{\lambda D} \frac{\partial \underline{\theta}(r_1, D)}{\partial r_1} - \frac{\partial \underline{\theta}(r_1, D)}{\partial D} \Delta. \quad (32)$$

The following proposition compares the social planner allocation with the decentralized equilibrium.

**Proposition 6.** *The decentralized equilibrium with fundamental-driven runs is not constrained efficient. It exhibits over-saving, excessive financial instability and an inefficient level of bank liquidity insurance.*

By internalizing the effects of aggregate savings  $D$  on financial fragility, the social planner chooses a lower level of savings than in the decentralized equilibrium. In other words, with fundamental-driven runs the saving externality exists as in the equilibrium with panic runs. Consumers save too much because they do not internalize the adverse effect of their saving decisions on financial stability and runs are too frequent.<sup>11</sup> As discussed in Section 3.3, the inefficiency emerging in the decentralized economy represents a novel result relative to the existing literature on bank runs. In [Diamond and Dybvig \(1983\)](#) and subsequent related papers (e.g., [Goldstein and Pauzner, 2005](#)), banks achieve the constrained-efficient allocation by providing liquidity insurance to risk-averse depositors. In our framework, banks still provide liquidity insurance to depositors. However, the equilibrium level of insurance is not constrained efficient.

## 5 Optimal policy

The previous sections have shown that the decentralized equilibrium features a saving externality both with fundamental-driven and panic-driven runs. The resulting inefficiency creates a motive for public intervention. The aim of this section is to show how the constrained-efficient allocation can be implemented in the decentralized economy. To this end, we introduce a policy-maker who can impose proportional taxes on deposit holdings  $\tau$ . The government collects taxes and rebates revenues to consumers as a lump-sum transfer  $T$  to clear its budget constraint:

$$T = \tau D. \quad (33)$$

---

<sup>11</sup>The assumption that deposit contracts are exclusive is not key for this result to hold. In fact, the only reason why depositors might want to divide their savings across multiple banks offering the same deposit contract would be to curb financial fragility. Yet, since depositors do not internalize this effect, they would not do that in equilibrium.

The consumer's date-0 budget constraint reads:

$$c_{0i} + (1 + \tau) d_i = 1 + T. \quad (34)$$

With the exception of the above budget constraints, the economy is the same as described in Sections 3 and 4. Denote a general run threshold as  $\tilde{\theta}(r_1, d)$ , with  $\tilde{\theta}(r_1, d) = \theta^*(r_1, d)$  in the economy with panic runs and  $\tilde{\theta}(r_1, d) = \underline{\theta}(r_1, d)$  in the economy with fundamental runs. The following lemma characterizes the equilibrium conditions of the economy with taxes.

**Lemma 4.** *Given a tax on deposit holdings  $\tau$ , the decentralized equilibrium is characterized by:*

$$\int_{\tilde{\theta}(r_1, d)}^1 \left[ u'(r_1 d) - \theta R u' \left( R \frac{1 - \lambda r_1}{1 - \lambda} d \right) \right] d\theta - \frac{\partial \tilde{\theta}(r_1, d)}{\partial r_1} \frac{\Delta}{\lambda d} = 0, \quad (35)$$

$$(1 + \tau) u'(1 - d) = \int_0^{\tilde{\theta}(r_1, d)} u'(d) d\theta + \int_{\tilde{\theta}(r_1, d)}^1 \left[ \lambda r_1 u'(r_1 d) + \theta R (1 - \lambda r_1) u' \left( R \frac{1 - \lambda r_1}{1 - \lambda} d \right) \right] d\theta, \quad (36)$$

$$d_i = d_{-i} = d = D, \quad (37)$$

where  $\Delta = \lambda u(r_1 d) + (1 - \lambda) \tilde{\theta}(r_1, d) u \left( R \frac{1 - \lambda r_1}{1 - \lambda} d \right) - u(d)$ .

The tax policy creates a wedge in the intertemporal consumption-savings decision, thereby discouraging or encouraging savings. This can be seen by comparing (36) with (13) and (26). Optimal taxation is characterized in the following proposition.

**Proposition 7.** *The tax on deposit holdings that decentralizes the constrained efficient allocation is:*

$$\tau^{opt} = \frac{\Delta}{u'(1 - D)} \frac{\partial \tilde{\theta}(r_1, D)}{\partial D}. \quad (38)$$

The optimal wedge is increasing in the marginal effect of deposits on the run probability  $\frac{\partial \tilde{\theta}(r_1, D)}{\partial D}$  and the cost of bank runs  $\Delta$ . The former indicates the strength of the saving externality and the latter the benefit of reducing the probability of bank runs. The optimal wedge is also decreasing in the marginal utility of date-0 consumption. This reflects a wealth effect: The cost of reducing bank intermediation is larger in a poorer economy. Hence, a benevolent policy-maker should intervene less. The sign of the saving externality determines whether the optimal policy is a tax on or a subsidy to deposits. As long as the wedge is positive, i.e.,  $\frac{\partial \tilde{\theta}(r_1, D)}{\partial D}$ , a benevolent policy-maker should tax deposits in order to correct over-saving and restore the constrained efficient allocation.

## 6 Conclusions

In this paper, we study a banking model with endogenous depositors' runs and consumption-saving decisions. Our contribution is twofold. First, we find that the probability of runs is affected by the level of deposits in the economy. Second, we show that individual depositors do not internalize the effect on financial fragility when choosing how much to deposit into a bank. The resulting saving externality represents a novelty in the bank-run literature and has important implications for the efficiency of the decentralized equilibrium. The inefficiency associated with the saving externality represents a rationale for public intervention. Policy-makers should induce individual depositors to internalize the effect of their consumption-saving decisions on financial stability. When the economy features over-saving, a tax on deposits is effective in restoring constrained efficiency.

Our results further show that the saving externality is not necessarily linked to the strategic complementarity in depositors' withdrawal decision, and so to the occurrence of panic-driven runs. In fact, intermediaries that are not facing the risk of panic-driven runs also tend to grow excessively large, provide an inefficient level of liquidity and are too fragile. This suggests that prudential policies to resolve coordination failures should be complemented by other interventions meant to reduce the incentives of depositors to over-save. In this respect, our paper highlights an additional potential drawback associated with bank guarantees (e.g. [Keister, 2016](#); [Keister and Narasiman, 2016](#)). Besides the well-known moral hazard problems on the side of banks, emergency liquidity provision by central banks may also distort savers' incentives, and translate into an excessively large and fragile financial system.

## Acknowledgements

We are grateful to E. Carletti, T. Eisenbach, M. Gertler, W. Den Haan, A. Kashyap, T. Keister, N. Kiyotaki, A. Krishnamurty, G. Ordoñez, M. Ravn, R. Repullo, J.C. Rochet, I. Schnabel and J. Suarez for useful comments and discussions, as well as to conference and seminar participants at 2020 EEA summer meeting, 2020 CEBRA, Banco de Portugal, Sverige Riksbank, European Central Bank, University of Bristol and Rutgers University. A special thank to Luigi Falasconi for outstanding research assistance. The opinions and findings of this paper reflect only the views of the authors, and do not necessarily reflect those of the European Central Bank.

## References

- Ahnert, T., K. Anand, P. Gai, and J. Chapman (2019). Asset encumbrance, bank funding, and fragility. *The Review of Financial Studies* 32(6), 2422–2455.
- Allen, F., E. Carletti, and D. Gale (2014). Money, financial stability and efficiency. *Journal of Economic Theory* 149, 100–127.
- Allen, F., E. Carletti, I. Goldstein, and A. Leonello (2018). Government guarantees and financial stability. *Journal of Economic Theory* 177, 518–557.
- Allen, F. and D. Gale (2004, July). Financial Intermediaries and Markets. *Econometrica* 72(4), 1023–1061.
- Bagehot, W. (1873). *Lombard Street: A Description of the Money Market*. London, UK: Henry S. King & Co.
- Bernanke, B. S. (2005, March). The Global Saving Glut and the U.S. Current Account Deficit. Remarks at the Sandridge Lecture, Virginia Association of Economists, Richmond, Virginia.
- Bolton, P., T. Santos, and J. A. Scheinkman (2016, March). Savings Gluts and Financial Fragility. mimeo.
- Brunnermeier, M. K. and M. Oehmke (2013). The maturity rat race. *The Journal of Finance* 68(2), 483–521.
- Caballero, R. J. and A. Krishnamurthy (2001). International and domestic collateral constraints in a model of emerging market crises. *Journal of monetary Economics* 48(3), 513–548.
- Caballero, R. J. and A. Krishnamurthy (2009). Global imbalances and financial fragility. *American Economic Review* 99(2), 584–88.
- Caballero, R. J. and A. Simsek (2019, June). Prudential Monetary Policy. CEPR Discussion Paper No. 13832.
- Carlsson, H. and E. van Damme (1993, July). Global Games and Equilibrium Selection. *Econometrica* 61(4), 989–1018.
- Choi, D. B. (2014). Heterogeneity and stability: Bolster the strong, not the weak. *The Review of Financial Studies* 27(6), 1830–1867.
- Dang, T. V., G. B. Gorton, B. Holmstrom, and G. Ordonez (2017, April). Banks as Secret Keepers. *American Economic Review* 107(4), 1005–1029.

- Davila, E. and A. Korinek (2018, January). Pecuniary Externalities in Economies with Financial Frictions. *Review of Economic Studies* 85(1), 352–395.
- Davila, J., J. H. Hong, P. Krusell, and J.-V. Rios-Rull (2012, November). Constrained efficiency in the neoclassical growth model with uninsurable idiosyncratic shocks. *Econometrica* 80(6), 2431–2467.
- Deidda, L. G. and E. Panetti (2017). Banks’ liquidity management and systemic risk. Banco de Portugal Working Paper No. 2017-13.
- Diamond, D. W. and P. H. Dybvig (1983). Bank runs, deposit insurance, and liquidity. *Journal of Political economy* 91(3), 401–419.
- Egan, M., A. Hortaçsu, and G. Matvos (2017, January). Deposit Competition and Financial Fragility: Evidence from the US Banking Sector. *American Economic Review* 107(1), 169–216.
- Eisenbach, T. M. (2017). Rollover risk as market discipline: A two-sided inefficiency. *Journal of Financial Economics* 126(2), 252–269.
- Ennis, H. M. and T. Keister (2009). Bank runs and institutions: The perils of intervention. *American Economic Review* 99(4), 1588–1607.
- Farhi, E. and I. Werning (2016, September). A Theory of Macroprudential Policies in the Presence of Nominal Rigidities. *Econometrica* 84(5), 1645–1704.
- Geanakoplos, J. and H. Polemarchakis (1985, August). Existence, Regularity, and Constrained Suboptimality of Competitive Allocations When the Asset Market Is Incomplete. Cowles Foundation Discussion Paper No. 764.
- Gertler, M., N. Kiyotaki, and A. Prestipino (2020, May). Banking panics as endogenous disasters and the welfare gains from macroprudential policy. *American Economic Review* 110, 463–469.
- Goldstein, I. and A. Pauzner (2005). Demand–deposit contracts and the probability of bank runs. *Journal of Finance* 60(3), 1293–1327.
- Gorton, G. B., S. Lewellen, and A. Metrick (2012). The Safe-Asset Share. *American Economic Review AEA Papers and Proceedings* 102(3), 101–106.
- Hanson, S., A. Shleifer, J. C. Stein, and R. W. Vishny (2015, September). Banks as patient fixed-income investors. *Journal of Financial Economics* 117(3), 449–469.
- Hart, O. (1975). On the Optimality of Equilibrium When the Market Structure Is Incomplete. *Journal of Economic Theory* 11(3), 418–443.

- Kashyap, A. K. and J. C. Stein (2012, January). The Optimal Conduct of Monetary Policy with Interest on Reserves. *American Economic Journal: Macroeconomics* 4(1), 266–282.
- Keister, T. (2016). Bailouts and financial fragility. *The Review of Economic Studies* 83(2), 704–736.
- Keister, T. and V. Narasiman (2016). Expectations vs. fundamentals-driven bank runs: When should bailouts be permitted? *Review of Economic Dynamics* 21, 89–104.
- Kindleberger, C. P. and R. Z. Aliber (1978). *Manias, Panics, and Crashes: A history of financial crises* (5th ed.). John Wiley & Sons.
- Krishnamurthy, A. (2010, March). How debt markets have malfunctioned in the crisis. *Journal of Economic Perspectives* 24(1), 3–28.
- Levine, R., C. Lin, M. Tai, and W. Xie (2021). How Did Depositors Respond to COVID-19? *Review of Financial Studies* forthcoming.
- Li, L., P. E. Strahan, and S. Zhang (2020). Banks as lenders of first resort: Evidence from the covid-19 crisis. *The Review of Corporate Finance Studies* 9(3), 472–500.
- Lorenzoni, G. (2008, July). Inefficient Credit Booms. *Review of Economic Studies* 75(3), 809–833.
- Martinez-Miera, D. and R. Repullo (2017, March). Search for Yield. *Econometrica* 85(2), 351–378.
- Morris, S. and H. S. Shin (2011, August). Global Games: Theories and Applications. Cowles Foundation Discussion Paper No. 1275R.
- Peck, J. and A. Setayesh (2022, January). Bank Runs and the Optimality of Limited Banking. *Review of Economic Dynamics* Forthcoming.
- Stiglitz, J. (1982). The Inefficiency of the Stock Market Equilibrium. *Review of Economic Studies* 49(2), 241–261.
- Van Den Heuvel, S. (2008). The welfare cost of bank capital requirements. *Journal of Monetary Economics* 55, 298–320.
- Vives, X. (2014). Strategic complementarity, fragility, and regulation. *The Review of Financial Studies* 27(12), 3547–3592.

## A Proofs

**Proof of Lemma 1.** The proof is done by contradiction. Assume first that depositor  $i$  finds it optimal not run when the other depositors run, i.e.,  $x_i^* < x_{-i}^*$ . Then, depositor  $i$  receives 0 in the range  $(x_i^*, x_{-i}^*)$  at date 2, while she could get  $d_i$  if joining the run. Hence,  $x_i^* < x_{-i}^*$  cannot hold. Assume now that depositor  $i$  finds it optimal to run when the others do not run, i.e.,  $x_i^* > x_{-i}^*$ . Then, depositor  $i$  receives  $u(r_1 d_i)$  in the range  $(x_{-i}^*, x_i^*)$  when she runs, while she expects to receive  $u(r_2 d_i) = u\left(R \frac{1-\lambda r_1}{1-\lambda} d_i\right)$  at date 2. Yet,  $u(r_1 d_i)/u(r_2 d_i) = \underline{\theta}(r_1, d_i)$  by definition, and  $\underline{\theta}(r_1, d_i) < x_i^*$  by construction. Hence,  $x_i^* > x_{-i}^*$  cannot be optimal and the lemma follows.  $\square$

**Proof of Proposition 1.** The proof follows closely the one in [Goldstein and Pauzner \(2005\)](#) since our model also exhibits one-sided strategic complementarities.

The arguments in the proof in [Goldstein and Pauzner \(2005\)](#) establish that there is a unique equilibrium in which depositors run if and only if the signal they receive is below a common signal  $x^*$ . The number  $n$  of depositors withdrawing at date 1 is equal to the probability of receiving a signal  $x_i$  below  $x^*$  and, given that depositors' signals are independent and uniformly distributed over the interval  $[\theta - \varepsilon, \theta + \varepsilon]$ , it is:

$$n(\theta, x^*) = \begin{cases} 1 & \text{if } \theta \leq x^* - \varepsilon \\ \lambda + (1 - \lambda) \left( \frac{x^* - \theta + \varepsilon}{2\varepsilon} \right) & \text{if } x^* - \varepsilon \leq \theta \leq x^* + \varepsilon \\ \lambda & \text{if } \theta \geq x^* + \varepsilon \end{cases} \quad (39)$$

When  $\theta$  is below  $x^* - \varepsilon$ , all patient depositors receive a signal below  $x^*$  and run. When  $\theta$  is above  $x^* + \varepsilon$ , all  $1 - \lambda$  late depositors wait until date 2 and only the  $\lambda$  early depositors withdraw early. In the intermediate interval, when  $\theta$  is between  $x^* - \varepsilon$  and  $x^* + \varepsilon$ , there is a partial run as some of the late depositors run. The proportion of late depositors withdrawing early decreases linearly with  $\theta$  as fewer agents observe a signal below the threshold.

Denote as  $\Delta(x_i, n(\theta))$  a depositor's expected utility difference in utility between withdrawing at date 2 and date 1 when he holds beliefs  $n(\theta)$  regarding the number of depositors running, which is given in (39) since for any realization of  $\theta$ , the proportion of depositors running is deterministic. The function  $\Delta(x_i, n(\theta))$  is equal to

$$\Delta(x_i, n(\theta)) = \frac{1}{2\varepsilon} \int_{x_i - \varepsilon}^{x_i + \varepsilon} \mathcal{V}(\theta, n(\theta)) d\theta, \quad (40)$$

where  $\mathcal{V}(\theta, n(\theta))$  is given in (7) and  $n(\theta) = n(\theta, x^*)$  as given in (39). The function  $\Delta(x_i, n(\theta))$  is continuous in  $x_i$  and increases continuously in positive shifts in the signal  $x_i$  and proportion of depositors running  $n(\theta)$ . The proof of the properties of  $\Delta(x_i, n(\theta))$ , as well as the rest of the proof follows closely [Goldstein and Pauzner \(2005\)](#), thus we omit

it for brevity.

Having characterized the proportion of agents withdrawing for any possible value of the fundamentals  $\theta$ , we can now compute the threshold signal  $x_{-i}^*$ . A patient depositor  $-i$  who receives the signal  $x_{-i}^*$  must be indifferent between withdrawing at date 1 and at date 2. The threshold  $x_{-i}^*$  can be then found by equalizing the following expression to zero:

$$f(\theta, r_1, d_{-i}) = \int_{\lambda}^{\frac{1}{r_1}} \left[ \theta u \left( R \frac{1 - nr_1}{1 - n} d_{-i} \right) - u(r_1 d_{-i}) \right] dn + \int_{\frac{1}{r_1}}^1 \left[ u(0) - u \left( \frac{d_{-i}}{n} \right) \right] dn, \quad (41)$$

where  $\theta(n) = x_{-i}^* + \varepsilon - 2\varepsilon \frac{(n-\lambda)}{1-\lambda}$  from (39). Equation (41) follows from (7) and requires that a late depositor's expected utility when he or she withdraws at date 1 is equal to that when he or she waits until date 2. Note that in the limit, when  $\varepsilon \rightarrow 0$ ,  $\theta(n) \rightarrow x_{-i}^*$ , and we denote it as  $\theta^*(r_1, d_{-i})$ .

To prove that  $\theta^*(r_1, d_{-i})$  is increasing in  $r_1$  we use the implicit function theorem on (41) and obtain:

$$\frac{\partial \theta^*(r_1, d_{-i})}{\partial r_1} = - \frac{\frac{\partial f(\cdot)}{\partial r_1}}{\frac{\partial f(\cdot)}{\partial \theta^*}}. \quad (42)$$

It is easy to see that  $\partial f(\cdot)/\partial \theta > 0$ . Thus, the sign of  $\partial \theta^*(r_1, d_{-i})/\partial r_1$  is given by the opposite sign of  $\partial f(\cdot)/\partial r_1$ . This is given by:

$$\frac{\partial f(\cdot)}{\partial r_1} = -d_{-i} \int_{\lambda}^{\frac{1}{r_1}} \left[ u'(r_1 d_{-i}) + \theta^* \frac{nR}{1-n} u' \left( R \frac{1 - nr_1}{1 - n} d_{-i} \right) \right] dn < 0. \quad (43)$$

Hence, the proposition follows.  $\square$

**Proof of Proposition 2.** Differentiating the bank's objective function in (10) with respect to  $r_1$ , we obtain (12). Similarly, differentiating (11) with respect to  $d$  yields (13).

To prove that  $r_1 > 1$ , evaluate (12) at  $r_1 = 1$  using  $d_i = d_{-i} = d = D = I$ . This leads to:

$$\lambda \int_{\underline{\theta}}^1 [u'(d)d - \theta R d u'(Rd)], \quad (44)$$

since  $\theta^* \rightarrow \underline{\theta}$  when  $r_1 = 1$ , and  $\Delta = 0$  by definition of  $\underline{\theta}$  in (6). This expression is positive because relative risk aversion is larger than 1 for  $c > 0$  and  $\bar{c} < I$ . To see that, notice that  $u'(d)d - \theta R d u'(Rd) > u'(d)d - R d u'(Rd)$  and  $u'(c)c$  is decreasing in  $c$ . This follows directly from  $-u''(c)c/u'(c) > 1$ . Notice that the solution is an interior because for given  $d$ , the equilibrium  $r_1$  must be consistent with runs not always occurring, i.e., with  $\theta^* < \bar{\theta}$ . Choosing  $r_1$  such that  $\theta^* \rightarrow \bar{\theta} \rightarrow 1$  would imply that depositors obtain  $u(d)$ , which is even lower than the utility that they could obtain by setting  $r_1 = 1$ . The equilibrium size of deposit  $d$  is also an interior solution for any  $r_1$ , since by choosing  $d = 0$  depositors would accrue  $u(1)$ , which is lower than what they could obtain by accessing liquidity insurance



provided by bank deposits. Thus, the proposition follows.  $\square$

**Proof of Lemma 2.** The two conditions in the lemma are obtained by simply differentiating (17) with respect to  $r_1$  and  $D$ . The proof of  $r_1 > 1$  is analogous to that of Proposition 2.  $\square$

**Proof of Proposition 3.** The proof follows directly from the comparison of (15) and (20). When evaluating (15) at the optimal level of investment solving (20), (15) is positive since the two first-order conditions only differs for the term  $\frac{\partial \theta^*}{\partial D} \Delta$ . This implies that in the decentralized allocation, the level of aggregate deposits  $D$  is different than that chosen by the planner. The results about the excessively high level of financial fragility follows directly from the fact that the planner chooses the level of aggregate deposits to limit runs, as panic runs are inefficient and reduce the economy expected aggregate welfare in (17). Finally, the inefficient level of liquidity insurance provided by banks to consumers emerges as the result of the fact that both the banks and the planner takes  $r_1$  as the solution to (12). However, the level of deposits  $d$  is not the same in the decentralized allocation and in the planner's one, which determines a difference between the  $r_1$  set by banks in the decentralized allocation and that set by the planner. Thus, the proposition follows.  $\square$

**Proof of Proposition 4.** We start by characterizing the level of fundamental  $\theta$  at which a bank runs out of funds. This corresponds to the region in which withdrawing at date 1 is a dominant action for each late depositor  $-i$ . This threshold is obtained by comparing the expected utility at date 1 with that at date 2 under the assumption that only early depositors withdraw at date 1. Hence, depositors  $-i$  withdraw when  $\theta$  falls below the threshold  $\underline{\theta}(r_1, d_{-i})$  that solves:

$$u(r_1 d_{-i}) = \theta u \left( R \frac{1 - \lambda r_1}{1 - \lambda} d_{-i} \right),$$

and so equals:

$$\underline{\theta}(r_1, d_{-i}) = \frac{u(r_1 d_{-i})}{u \left( R \frac{1 - \lambda r_1}{1 - \lambda} d_{-i} \right)}.$$

Denote as  $v(\theta, \underline{\theta}(r_1, d_{-i}))$  the net benefit of waiting until period 2 as a function of the economy's fundamental  $\theta$  and of the fraction of depositors  $-i$  who withdraw at date 1:

$$v(\theta, \underline{\theta}(r_1, d_{-i})) = \begin{cases} \theta u \left( R \frac{1 - \lambda r_1}{1 - \lambda} d_i \right) - u(r_1 d_i) & \text{if } \theta > \underline{\theta}(r_1, d_{-i}), \\ 0 - u(d_i) & \text{if } \theta \leq \underline{\theta}(r_1, d_{-i}). \end{cases} \quad (45)$$

If  $\theta > \underline{\theta}(r_1, d_{-i})$ , all  $-i$  depositors do not run and depositor  $i$  expects to receive the promised repayment at either dates. If  $\theta \leq \underline{\theta}(r_1, d_{-i})$ , all  $-i$  depositors run, the bank is

forced to liquidate its investment at date 1, and so depositor  $i$  expects to receive nothing if she withdraws at date 2. If she withdraws at date 1, instead, depositor  $i$  receives back her deposit  $d_i$ . The threshold in the proposition follows directly from the function  $v(\theta, \underline{\theta}(r_1, d_{-i}))$ . When  $\theta \leq \underline{\theta}(r_1, d_{-i})$ , depositor  $i$  is better off withdrawing and the proposition follows. When  $\theta > \underline{\theta}(r_1, d_{-i})$ , it is optimal for depositor  $i$  to withdraw as long as

$$\theta u \left( R \frac{1 - \lambda r_1}{1 - \lambda} d_i \right) < u(r_1 d_i), \quad (46)$$

which is the case for any  $\theta < \underline{\theta}(r_1, d_i) = \frac{u(r_1 d_i)}{u \left( R \frac{1 - \lambda r_1}{1 - \lambda} d_i \right)}$ .

For the second part of the proof, taking the derivative of  $\underline{\theta}(d_i)$  with respect to  $d_i$ , we obtain:

$$\frac{\partial \underline{\theta}(d_i)}{\partial d_i} = \frac{1}{u \left( R \frac{1 - \lambda r_1}{1 - \lambda} d_i \right)} \left[ u'(r_1 d_i) r_1 - \underline{\theta}(d_i) u' \left( R \frac{1 - \lambda r_1}{1 - \lambda} d_i \right) R \frac{1 - \lambda r_1}{1 - \lambda} \right], \quad (47)$$

Multiply and divide by  $d_i$  and collect  $u(r_1 d_i)$  to obtain:

$$\frac{\partial \underline{\theta}(d_i)}{\partial d_i} = \frac{u(r_1 d_i)}{u \left( R \frac{1 - \lambda r_1}{1 - \lambda} d_i \right) d_i} \left[ \frac{u'(r_1 d_i) r_1 d_i}{u(r_1 d_i)} - \frac{u' \left( R \frac{1 - \lambda r_1}{1 - \lambda} d_i \right) R \frac{1 - \lambda r_1}{1 - \lambda} d_i}{u \left( R \frac{1 - \lambda r_1}{1 - \lambda} d_i \right)} \right]. \quad (48)$$

The expression in the square brackets is positive if  $u'(c)c/u(c)$  (i.e. the semi-elasticity of consumption) is decreasing in  $c$ , that is:

$$\frac{[u''(c)c + u'(c)]u(c) - [u'(c)]^2 c}{[u(c)]^2} < 0. \quad (49)$$

A sufficient condition for this to be true is that the coefficient of relative risk aversion  $RRA = -u''(c)c/u'(c)$  is larger than 1, as assumed. Hence, the proposition follows.  $\square$

**Proof of Proposition 5.** Taking the derivative of (23) with respect to  $r_1$  and substituting  $d_i = d_{-i} = d$  we obtain expression (25) as in the proposition. The condition that pins down the equilibrium amount of deposits is obtained similarly by differentiating (24) with respect to  $d_i$  and evaluating it at  $d_i = d_{-i} = d$ . Thus, we obtain:

$$u'(1 - d) = \int_0^{\underline{\theta}(r_1, d)} u'(d) d\theta + \int_{\underline{\theta}(r_1, d)}^1 \left[ \lambda r_1 u'(r_1 d) + \theta R(1 - \lambda r_1) u' \left( R \frac{1 - \lambda r_1}{1 - \lambda} d \right) \right] d\theta - \frac{\partial \underline{\theta}(r_1, d)}{\partial d_i} \Phi, \quad (50)$$

where  $\Phi = (1 - \lambda) \left[ \underline{\theta}(r_1, d) u \left( R \frac{1 - \lambda r_1}{1 - \lambda} d \right) - u(r_1 d) \right] = 0$  because of the definition of  $\underline{\theta}(r_1, d_i)$ . Hence, we obtain the same expression as in (26). Finally, we prove that  $r_1 > 1$  by contradiction. Assume that  $r_1 = 1$ . When this is the case, the right-hand side of (25) is zero as  $\Phi = 0$ , while the left-hand side of (25) is positive as  $u'(d) > Ru'(Rd)$ . Hence, since  $r_1$

is an interior solution, it follows that  $r_1 > 1$  holds in equilibrium and this completes the proof.  $\square$

**Proof of Lemma 3.** The two conditions in the lemma are obtained by simply differentiating expected welfare (the same expression as (17) with  $\underline{\theta}(r_1, D)$  instead of  $\theta^*(r_1, D)$ ) with respect to both  $r_1$  and  $D$ . The proof of  $r_1 > 1$  is analogous to the one in Proposition 5. Hence, the lemma follows.  $\square$

**Proof of Proposition 6.** For given  $d = D$ , the deposit rate chosen by banks is the same as the one chosen by the planner, as it can be easily seen by comparing (25) with (30). Hence, the comparison between the decentralized and the constrained efficient allocation boils down to the comparison of (29) with (32). It is easy to see that the former is larger than the latter since  $\frac{\partial \underline{\theta}(r_1, d)}{\partial d} > 0$  as shown in Proposition 4. Hence, it follows that the quantity of deposit  $D$  in the decentralized allocation is larger than the constrained efficient one and the proposition follows.  $\square$

**Proof of Lemma 4.** The derivation follows the steps of the proof of Proposition 2. The tax only affects the consumer's problem. For a general run threshold  $\tilde{\theta}$ , the problem becomes:

$$\begin{aligned} \max_d u [1 - (1 + \tau)d + T] + \int_0^{\tilde{\theta}(r_1, d)} u(d) d\theta + \\ + \int_{\tilde{\theta}(r_1, d)}^1 \left[ \lambda u(r_1 d) + (1 - \lambda)\theta u \left( R \frac{1 - \lambda r_1}{1 - \lambda} d \right) \right] d\theta. \end{aligned} \quad (51)$$

Given that consumers behave symmetrically, we can write the associated first-order condition as

$$\begin{aligned} (1 + \tau) u'(1 - d) = \int_0^{\tilde{\theta}(r_1, d)} u'(d) d\theta + \\ + \int_{\tilde{\theta}(r_1, d)}^1 \left[ \lambda r_1 u'(r_1 d) + \theta R(1 - \lambda r_1) u' \left( R \frac{1 - \lambda r_1}{1 - \lambda} d \right) \right] d\theta. \end{aligned} \quad (52)$$

Hence, the lemma follows.  $\square$

**Proof of Proposition 7.** Constrained efficiency in the case with panic- and fundamental runs is determined by Lemmas 2 and 3, respectively. By simple substitution, we find that the expression in the lemma makes the decentralized equilibrium identical to the constrained efficient one.  $\square$

## Acknowledgements

We are grateful to E. Carletti, T. Eisenbach, M. Gertler, W. Den Haan, A. Kashyap, T. Keister, N. Kiyotaki, A. Krishnamurty, G. Ordoñez, M. Ravn, R. Repullo, J.C. Rochet, I. Schnabel and J. Suarez for useful comments and discussions, as well as to conference and seminars participants at 2020 EEA summer meeting, 2020 CEBRA, Banco de Portugal, Riksbank, European Central Bank, University of Bristol and Rutgers University.

The opinions and findings of this paper reflect only the views of the authors, and do not necessarily reflect those of the European Central Bank. A special thank to Luigi Falasconi for outstanding research assistance.

**Agnese Leonello** (Corresponding author)

European Central Bank, Frankfurt am Main, Germany; email: [agnese.leonello@ecb.europa.eu](mailto:agnese.leonello@ecb.europa.eu)

**Caterina Mendicino**

European Central Bank, Frankfurt am Main, Germany; email: [caterina.mendicino1@ecb.europa.eu](mailto:caterina.mendicino1@ecb.europa.eu)

**Ettore Panetti**

University of Naples Federico II, Naples, Italy; Centre for Studies in Economics and Finance, Naples, Italy;  
UECE - Research Unit on Complexity and Economics, School of Economics and Management, Universidade de Lisboa, Lisbon, Portugal; email: [ettore.panetti@unina.it](mailto:ettore.panetti@unina.it)

**Davide Porcellacchia**

European Central Bank, Frankfurt am Main, Germany; email: [davide.porcellacchia@ecb.europa.eu](mailto:davide.porcellacchia@ecb.europa.eu)

© European Central Bank, 2022

Postal address 60640 Frankfurt am Main, Germany

Telephone +49 69 1344 0

Website [www.ecb.europa.eu](http://www.ecb.europa.eu)

All rights reserved. Any reproduction, publication and reprint in the form of a different publication, whether printed or produced electronically, in whole or in part, is permitted only with the explicit written authorisation of the ECB or the authors.

This paper can be downloaded without charge from [www.ecb.europa.eu](http://www.ecb.europa.eu), from the [Social Science Research Network electronic library](#) or from [RePEc: Research Papers in Economics](#). Information on all of the papers published in the ECB Working Paper Series can be found on the [ECB's website](#).

PDF

ISBN 978-92-899-4969-9

ISSN 1725-2806

doi:10.2866/209410

QB-AR-22-001-EN-N